



JETSKI

SPARE

PARTS



Contents

Riva Racing Sea-Doo Stage Kits & Performance Parts	1 - 20	Yellow
Riva Racing Yamaha Stage Kits & Performance Parts	21 - 42	Dark Blue
Riva Racing Map Tuner	43	Red
Riva Racing Miscellaneous Parts	44	Red
Solas Sea-Doo Impellers	45	Yellow
Solas Yamaha Impellers	46	Dark Blue
Solas Kawasaki Impellers	47	Green
Solas Spark Scoop Grate & Impeller & Driveshaft Tools	48	Light Blue
Complete Jet Pump Housings	49	Light Blue
Sea-Doo & Yamaha Jet Pump Wear Rings and Housings	50	Light Blue
Hydro-Turf Mat Kits & ODi Grips	51	Light Blue
Riva Speakers, Throttle Lever & Alloy Hull Outlets	52	Red
Bilge Pump Components & Flush Kits	53	Light Blue
Lanyards & D.E.S.S Posts	54	Light Blue
Batteries & Spark Plugs	55	Light Blue
Gasket Sets & Oil Seals	56	Light Blue
Heavy Duty Engine Mounts	57	Light Blue
Driveshafts & Coupler Shafts	58	Light Blue
Driveshaft Rebuild Kits & Complete Intermediate Bearing Housings	59	Light Blue
Jet Pump Re-build Kits	60	Light Blue
Air Filters & Primer Kits	61	Light Blue
Carburetter Re-build Kits	62	Light Blue
Solenoids, Ignition Coils & Sea-Doo Throttle Body & Oil Radiator Outlets	63	Light Blue
Protorque Starter Motors & Bendix	64	Light Blue
Steering, Throttle & Trim Cables	65	Light Blue
Motul Oil Products and Fuel & Oil Filters	66	Light Blue

RIVA RACING PERFORMANCE KITS

Stage 1

Stock 70 MPH @ 8000 RPM

Stage 1 80 MPH @ 8200 RPM



01-NB3A	Maptuner Nano
RS19050-BCC-6	Catch Can / Engine Breather Kit
SXX-CD-14/19	Solas Impeller



Stage 2

Stock 70 MPH @ 8000 RPM

Stage 2 83 MPH @ 8500 RPM



RS11220-215U-B	Unlocked 325 ECU with Tuning Licence
01-NB3A	Maptuner Nano
RS19050-BCC-6	Catch Can / Engine Breather Kit
SXX-CD-14/19	Solas Impeller



The kit approach takes the guesswork out of finding the right combination of parts to achieve your performance goals. Riva's Performance Development Team has spent hundreds of hours testing combinations of parts on their in-house Dyno and on the water to maximize the performance and reliability of their kits.



Intake Manifold Upgrade Kit

- Delivers increased boost pressure and performance.
- Includes hole saw bit and aluminum cutting fixture for easy installation.
- Billet aluminum block-off attaches with precision machined clamping system.
- Accepts OEM MAP/TEMP sensor.
- Features 1/8" NPT accessory port with block-off plug.

RS12220-IMUK



Steering System

- Billet aluminum construction delivers superior strength & rigidity.
- Accepts RIVA 'PRO-BAR' handlebars.
- Hollow steering column accommodates OEM wiring harness.
- Billet aluminum steering arm features adjustable "quick-turn" settings.
- Cutting-edge race styling, available in black, blue and red.
- Anodized to prevent corrosion.

RXT-X 325 - RS20230

RXP-X 325 - RS20190



RXT-X 325 & RXP-X Runabout Bars

- Works perfectly with RIVA 2018+ RXT/GTX & RXP Steering Systems
- Direct upgrade for 2018+ RXP original bars with factory steering system
- Pre-drilled & tapped to accept iControl housing

RS207BK-BAR-2



Gen 4 Power Cooler

- Cooler & denser air charge produces more horsepower!
- Huge cooler element rated for 600hp.
- Replaceable sacrificial zinc anode protects cooler element from corrosion.
- High-strength coating for protection from corrosion & abrasion.

RS1753-PC-1



Billet iControl Levers

- Superior comfort & control.
- Cutting edge race styling, available in black, blue and red.
- More responsive stainless steel return spring.
- Direct replacement for original plastic levers.
- Constructed of billet aluminum and anodized to prevent corrosion.

RS24090-ICL




Free Flow Exhaust Kit

Replaces the restrictive sound suppression system located between the waterbox and hull exit on your watercraft. Improves engine performance by reducing back pressure and harmful detonation. Includes mandrel bent aluminium tubing that is powder coated to prevent corrosion, high-temp silicone replacement coupler and installation instructions.

RS16190 - RXP-X 325

RS16121 - RXT-X 325 & GTX Ltd

RS10123-SBD – Syphon Break Delete Needed when installing **RS16121**



Bosch VT1100 Fuel Injector Kit

High performance 1100cc fuel injector kit supplies modified Sea-Doo engines with the necessary amount of fuel to produce reliable horsepower. Must be used with reflashed or aftermarket racing ECU for correct Calibration.

VT1100-INJK

VT1100-THK Fuel Injector Top Hat Kit. Needed when installing Fuel Injectors



Pro Series Sponson Kit

- High-strength fin material & billet mounting inserts will not flex.
- Fully adjustable five position fin.
- Easy bolt-on installation.
- Race proven design.

RS26190



Engine Service Cover Washer Upgrade Kit

- Electropolished providing excellent fit and finish.
- For removing & replacing your engine service cover for regular maintenance & inspection.
- Includes 13 precision-machined stainless washers along with installation instructions.

RS4-120-WUK



Intercooler Tubing Upgrade Kit with Tail Valve

- Large 'QRJ' replaces small OEM plastic valve for improved performance & reliability.
- Direct upgraded replacement for the factory rubber hoses found in the charge piping system.
- Compatible with OEM intercooler & RIVA 'GEN-4' Power Cooler.
- High-strength multi-ply silicone hoses will not swell under pressure.
- Delivers improved throttle response & reliability with dramatically increased heat and burst resistance.
- Rated to 40 PSI boost pressure.
- Includes aircraft grade non-perforated clamps with increased connection strength

RS17220-TK-TV



Power Filter Kit

- Delivers increased acceleration & power.
- Stainless steel, screen type flame arrestor.
- Large ducting attaches to supercharger via flow-matched velocity stack.
- Includes water-repellent pre-filter.

RS13220



Intake Manifold Girdle Kit

Intake Manifold Girdle Kit provides added strength to the plastic Sea-Doo 325 Rotax engine intake manifold. The billet aluminum bracket clamps around the edge of the manifold easily without drilling or grinding of the stock manifold providing extra support to the joint that is known to split under higher boost pressures on modified craft. Anodized to prevent corrosion and includes stainless hardware

RS12220-IMG



Heavy-duty Sponson Back Plates

Directly replace individual OEM plastic inserts that are prone to failure in extreme conditions. One-piece, stainless steel construction reinforces hull across entire length of sponsons. Integrated, precision-machined threaded mounting points are designed to accept RIVA sponsons RS26190 as well as other aftermarket sponsons and OEM Sea-Doo sponsons

RS26190-B



Single Rear Exhaust Kit

- Cutting-edge automotive design & style.
- Improved exhaust tone.
- Reduced back pressure for improved performance.
- Improved reliability of exhaust system through superior heavy-duty components

RS15190 - RXP-X 325

RS15120-1 - RXT-X 325 & GTX Ltd

RS10123-SBD – Syphon Break Delete Needed when installing **RS15120-1**



Dual Exhaust kit.

- Cutting-edge automotive design & style.
- Improved exhaust tone.
- Reduced back pressure for improved performance.
- Improved reliability of exhaust system through superior heavy-duty components.

RS15120-D RXT-X 325 & GTX Ltd

RS15190-D RXP-X 325

RS10123-SBD – Syphon Break Delete Needed when installing **RS15190-D**



Top Loading Scoop Grate

- Dramatic increase in hook up due to new top-loader wing design & inlet ramp.
- Improved top speed in rough water conditions.
- No top speed loss on smooth water.
- Race bred design provides excellent handling.
- Significantly reduces cavitation.

RS22120 - RXT-X & GTX Ltd only



Exhaust Race Plate

- Increases Engine RPM & Top Speed
- CNC machined from T6 Billet Aluminum
- Integrated EGT and Bosch O2 Sensor Ports
- Plug-n-Play Design Requires No Modifications to OEM Exhaust Manifold

RS18050-ERP



Catch Can / Engine Breather Kit

- Eliminates power-robbing oil vapor from intake.
- Improves Intercooler efficiency.
- Translucent material allows inspection of oil level.
- Integrated petcock valve for draining oil.
- Anti-slosh tank foam to control oil movement.

RS19050-BCC-6



Pro Series Waterbox

- Delivers up to 10hp on modified craft!
- Beaded tube flanges for reliable coupler retention.
- Radiused exhaust tubes & end caps.
- Powder coated to prevent corrosion.

RS16142



RIVA Seadoo D.E.S.S Key Lanyard

Fits all 2015+ models. The Digitally Encoded Security System has a ball-and-socket design which helps the vehicle start quick and easily every time. Anti-theft technology key communicates with vehicle wirelessly, so the vehicle starts only when the key code matches the vehicle. The extra protection will give the vehicle owner the ultimate peace of mind. RF Programmable D.E.S.S. Key can also be programmed to limit speed of BRP vehicles enabling first time users and less experienced operators to learn how to operate while gaining the necessary confidence and control.

Requires programming to watercraft at authorized BRP dealers or using Maptuner X Dealer Service Application.

RS8-RFDL-092 - Fits all 2015+ Models



RIVA RACING PERFORMANCE KITS

Stage 1

Stock 48 MPH @ 7,900 RPM

Stage 1 50 MPH @ 7,900 RPM



RS12130-IMUK	Intake Manifold Upgrade Kit
SK-CD-12/17	Solas Impeller



Stage 2

Stock 48 MPH @ 7,900 RPM

Stage 2 52 MPH @ 8,200 RPM



RS12130-IMUK	Intake Manifold Upgrade Kit
RS210NA-B	Maptuner Nano Bundle
SK-CD-12/14	Solas Impeller

Stage 3

Stock 48 MPH @ 7,900 RPM

Stage 3 53 MPH @ 8,300 RPM



RS12130-IMUK	Intake Manifold Upgrade Kit
RS210NA-B	Maptuner Nano Bundle
RS13130	Cold Air Intake
RS16130	Free Flow Exhaust Kit
SK-CD-12/14	Solas Impeller



The kit approach takes the guesswork out of finding the right combination of parts to achieve your performance goals. Riva's Performance Development Team has spent hundreds of hours testing combinations of parts on their in-house Dyno and on the water to maximize the performance and reliability of their kits.



Waterbox

Unique exhaust baffle design increases the low-end power and mid-range pull of your SPARK's 900cc engine. Delivers up to 5hp on modified engines along with significant torque gains. High-strength aluminium construction will survive backfires and meltdowns. Recommended for use with RIVA Free Flow Exhaust Kits or RIVA Rear Exhaust Kits.

RS16131 - 2014 +



Steering Kit Bundle

This bundle includes essential items to upgrade the steering system on your Sea-Doo Spark. Includes our race proven billet steering system along with precision machined aluminium housings for your IBR triggers and switches. Replaces the original plastic steering system and bulky OEM switches with bullet proof components and cutting edge styling.

RS20130-B-VTS - 2014 + (Not Trixx 3-Up)



Intake Manifold Up-Grade Kit

Our Intake Manifold Upgrade Kit enables your SPARK's engine to produce more horsepower by delivering increased air flow. Precision tapered billet sleeve directly replaces restrictive mesh element in intake tract. Provides improved low end punch and mid-range pull with quick & easy installation.

RS12130-IMUK - 2014 +



Cold Air Intake

Our Power Filter feeds your Spark's engine with a steady diet of cool air delivering greatly improved acceleration and power. Precision-formed intake duct channels cool air from original hull vents to air box. Cool air enters the system via an oversized K&N filter element. Installs quickly & easily with included instructions.

RS13130 - 2014 +




Deck Hardware Kit

Sturdy stainless steel washer kits directly replace the original weak plastic front & rear deck washers on Sea-Doo SPARK models which are prone to cracking and shearing under use. Provides an awesome cosmetic upgrade along with increased durability. Precision machined washers are electro-polished providing excellent fit and finish. A must for repeatedly removing & replacing your deck for regular maintenance & inspection.

RS4-130-WUK-M Main Deck 2024+

RS4-130-WUK-1 Main Deck 2014 – 2023

RS4-130-WUK-FR Front & Rear 2014+



Spark Handlebar Extender Set

RIVA Handlebar Extension Kits allow easy installation of aftermarket grips up to 130mm in length. Mounts securely to ends of original handlebars via machined locking feature.

Allows installation of popular ODI 130mm grips. Precision machined from billet aluminium.

Anodized to prevent corrosion. Sold as a pair. Grips sold separately.

Fits all 2016 and newer SPARK models.

RS24100-BES-1 Fits 2014 & 2015 Spark

RS24130-BES-1 Fits 2016 + Spark



Pro Series Sponsons

Our race proven Pro-Series Sponsons will dramatically improve the handling of your craft with their superior blade & backing plate design. Includes a bulletproof mounting system that features a solid backing plate and four anchor points with billet inserts in sponson fins. Sponson depth is adjustable to control the amount of influence they have on the craft

RS26130 - 2014 +



Top Loading Scoop Grate

Our Top-Loader Intake grate for Spark features a unique wing design that eliminates prop spin and cavitation while delivering enhanced acceleration and top-speed. Deep side rails improve stability and handling. Durable black race coating protects from corrosion. IJSBA Race Legal.

RS22130 - 2014 +



Pump Seal Kit

Dramatically reduces cavitation and prop spin on Sea-Doo Spark models. Location specific, moulded inserts fill the voids in intake grate shoe that can bleed air into pump causing cavitation. Allows for a positive seal for maximum performance. Recommended for modified craft using aftermarket RIVA Intake Grate. Includes detailed installation instructions.

RS25130 - 2014 +



Solas Impeller

SK-CD-12/17 All Models Stock and Stage 1

SK-CD-12/14 All Models Stage 2 - 3



Free Flow Exhaust Kit

Replaces the restrictive sound suppression system located between the water box and hull exit on your 2 or 3 passenger Sea-Doo Spark. Improves engine performance by reducing back pressure and harmful detonation. Includes billet exhaust outlet that installs in original exit location, mandrel bent aluminium tubing, high-temp silicone couplers and complete installation instructions.

RS16130 - 2014 +



Spark 2 Up Rear Exhaust Kit

Our rear exhaust kit delivers performance and cutting-edge style to your 2-seater Sea-Doo Spark. Allows for removal of restrictive sound suppression system located between water box and hull exit. Improves engine performance by reducing back pressure and restriction. Includes mandrel bent aluminium exhaust tube that is powder coated to prevent corrosion, large billet through-hull exhaust outlet, OEM exhaust outlet block-off and high-temp silicone couplers along with all necessary mounting hardware & installation instructions.

RS15130 - 2014 + 2-Up Models Only



Spark 3 Up Rear Exhaust Kit

Our Rear Exhaust Kits deliver performance and cutting-edge style to your Sea-Doo Spark 3up. Allows for removal of restrictive sound suppression system located between waterbox and hull exit. Improves engine performance by reducing back pressure and restriction. Includes mandrel bent aluminum exhaust tube that is powder coated to prevent corrosion, large billet thru-hull exhaust outlet, OEM exhaust outlet block-off and high-temp silicone couplers along with all necessary mounting hardware & installation instructions.

RS15130-C 2014 - 2023 3 UP & TRIXX 3 UP

RS15205-C 2024 - 2025 3 UP & TRIXX 3 UP



ICL Levers

Our billet lever set for Sea-Doo iControl models provides superior control and comfort along with cutting edge styling. Directly replaces the OEM plastic parts with high quality C-N-C machined throttle and brake levers. Features more responsive stainless steel return spring for a precision feel. Available in black, blue and red.

RS24090-ICL - 2014 + (Fits all 2-Up Models & Trixx 3-up 2018)



RIVA RACING PERFORMANCE KITS

2021 +

Stage 1

Stock (Int model) 72 MPH @ 8,000 RPM
Stage 1 75 MPH @ 8,000 RPM



RS13121-2	RXP-X 300 Power Filter Kit
RS11090-SCOM-19	Speed Control Override Module
RS19050-BCC-6	Catch Can/Engine Breather Kit

Stage 2

Stock (Int model) 72 MPH @ 8,000 RPM
Stage 2 80 MPH @ 8,300 RPM



As Stage 1 as well as the following parts:

RS110SC-TL	Map tune (Licence only)
SX4-CD-13/15	Solas Impeller

Stage 3

Stock (Intl. Model) 72 MPH @ 8,000 RPM
Stage 3 83 MPH @ 8,500 RPM



As Stage 2 as well as the following parts:

VT1100-INJK	Bosch VT1100 Fuel Injector Kit
RS17140-135-1	300 XX-Charger
RS12140-IMUK	Intake Manifold Upgrade Kit
RS19050-SRU-1	Valve Retainer Upgrade Kit
RS16190	Free Flow Exhaust Kit

Stage 3+

Stock (Intl. Model) 72 MPH @ 8,000 RPM
Stage 3 PLUS 85 MPH @ 8,800 RPM



As Stage 3 as well as the following part:

RS19140-BCS	Racing Camshaft
-------------	-----------------



2020

Stage 1

Stock (Int model) 72 MPH @ 8,000 RPM
Stage 1 75 MPH @ 8,000 RPM



RS13140-3	RXP-X 300 Power Filter Kit
RS11090-SCOM-19	Speed Control Override Module
RS19050-BCC-6	Catch Can/Engine Breather Kit

Stage 2

Stock (Int model) 72 MPH @ 8,000 RPM
Stage 2 80 MPH @ 8,300 RPM



As Stage 1 as well as the following parts:

RS110SC-TL	Map tune (Licence only)
SXX-CD-13/18	Solas Impeller

Stage 3

Stock (Intl. Model) 72 MPH @ 8,000 RPM
Stage 3 83 MPH @ 8,500 RPM



As Stage 2 as well as the following parts:

VT1100-INJK	Bosch VT1100 Fuel Injector Kit
RS17140-135-1	300 XX-Charger
RS12140-IMUK	Intake Manifold Upgrade Kit
RS19050-SRU-1	Valve Retainer Upgrade Kit
RS16121	Free Flow Exhaust Kit

Stage 3+

Stock (Intl. Model) 72 MPH @ 8,000 RPM
Stage 3 PLUS 85 MPH @ 8,800 RPM



As Stage 3 as well as the following parts:

RS12050-RRFPR-08	Rising Rate Fuel Pressure Regulator Kit
RS1013-140	Open Loop Cooling Kit
RS19140-BCS	Racing Camshaft
RS19050-VTU	Valve Train Upgrade Kit

RIVA RACING PERFORMANCE KITS 2018 - 2019

Stage 1

Stock (Intl model) 72 MPH @ 8,000 RPM
Stage 1 75 MPH @ 8,000 RPM



RS13140-3	RXP-X 300 Power Filter Kit
RS11090-SCOM-19	Speed Control Override Module
RS19050-BCC-6	Catch Can/Engine Breather Kit

Stage 2

Stock (Intl model) 72 MPH @ 8,000 RPM
Stage 2 80 MPH @ 8,300 RPM



As Stage 1 as well as the following parts:

RS110SC-TL	Map tune (Licence only)
SXX-CD-13/18	Solas Impeller

Stage 3

Stock (Intl. Model) 72 MPH @ 8,000 RPM
Stage 3 83 MPH @ 8,500 RPM



As Stage 2 as well as the following parts:

RS17140-135-1	300 XX-Charger
RS12140-IMUK	Intake Manifold Upgrade Kit
RS19050-SRU-1	Valve Retainer Upgrade Kit
RS16140-1	Free Flow Exhaust Kit

Stage 3+

Stock (Intl. Model) 72 MPH @ 8,000 RPM
Stage 3 PLUS 85 MPH @ 8,800 RPM



As Stage 3 as well as the following parts:

RS12050-RRFPR-08	Rising Rate Fuel Pressure Regulator Kit
RS1013-140	Open Loop Cooling Kit
RS19140-BCS	Racing Camshaft
RS19050-VTU	Valve Train Upgrade Kit



PRO Series Waterbox

Our Pro-Series Waterbox delivers increased horsepower and performance by reducing exhaust restriction and back pressure. Developed on a flow bench, our waterbox features radiused exhaust tubes and end caps for optimum exhaust flow. Innovative short design allows easy servicing of supercharger without removal of exhaust system. High-strength aluminium construction & precision welds will survive backfires & overheating. Powder coated to prevent corrosion. Includes detailed installation instructions

RS16142 - 2020 +
RS16141 - 2016 - 2019



Catch Can / Engine Breather Kit

Our easy to install catch can/oil breather eliminates power-robbing crankcase fumes and oil vapour from your Sea-Doo engine's air intake. Increases horsepower by removing the engine's requirement to burn relatively non-combustible oil. Also improves intercooler efficiency by preventing oil sludge coating that lowers thermal efficiency. Excess oil vapour is routed to our translucent catch can where it condenses and collects for occasional draining via integrated petcock valve. Features anti-slosh tank foam to control oil movement. Kit includes breather filter and aluminium mounting bracket along with all necessary hardware & installation instructions.


RS19050-BCC-6



Boost / Vacuum Port Adapter

This adapter allows easy installation of Blow-Off Valves, Fuel Pressure Regulators & Boost Gauges. Direct bolt-on design requires no drilling or modification of intake manifold. Includes one 1/8" and one 1/4" brass barbed fitting plus 'T' fitting for various boost & vacuum accessories.

RS12050-VPA



Gen 4 Power Cooler

Our 'GEN-4' Power Cooler is the ultimate intercooler for the Sea-Doo 300 engine! Huge cooler core delivers excellent thermal efficiency and minimal pressure drops. Perfect for use in high boost supercharged and turbo applications. Precision machined billet water tanks hold up to high pressure cooling systems that can cause original coolers to fail. This is a high performance replacement for all Sea-Doo 300 applications. NOTE: Requires installation of RIVA Free Flow or Rear Exhaust Kit.

RS1753-PC-1



Intercooler Tubing Up Grade Kit

This kit significantly improves the performance & reliability of your intercooler system. This is an essential upgrade for all racing and recreational performance craft.

RS17190-TK



Intercooler Tubing Up-Grade Kit with TIAL 50mm Blow-Off Valve

Improves supercharger reliability and performance by relieving unwanted pressure during off-throttle operation. Reduces supercharger clutch & gear wear and eliminates heat soak in discharge tube. The body and all internal components are CNC-machined from 6061 aluminium alloy. It features a large 1.98 in (50.5mm) valve. The V-Band design aluminium mounting clamp gives a very clean and unique appearance.

RS17190-TK-TV



Exhaust Race Plate

Increases engine rpm (75-150rpm) resulting in more top speed (1-2mph) with correct tuning. The CNC machined T6 billet aluminum spacer installs seamlessly between exhaust manifold and cylinder head. Includes threaded ports for easy installation for EGT sensor in each exhaust port and Bosch O2 Sensor at exhaust outlet, eliminating the need for modifications to cast aluminum OEM exhaust manifold. Block-off fittings are supplied for use when sensors are not installed.

RS18050-ERP - All 4 Tec Engines



High Flow Billet Fuel Rail

Our High Flow Billet Fuel Rail is an essential upgrade to your fuel system to support increased horsepower with supercharger or turbo modifications. Directly replaces restrictive factory fuel rail for improved fuel delivery and enhances the appearance of your engine bay.

Available in black only.

RS12050-BFR



Intake Manifold Girdle

Sea-Doo 4-tec Intake manifold Girdle kit provides added strength to the Sea-Doo intake manifolds. The Bracket clamps around the side of the manifold easily without drilling or grinding of the stock manifold providing extra support to the join in the manifold that splits under higher boost pressures on skis with aftermarket superchargers or running higher rpm's.

RS12050-IMG-1



Fuel Injector Top Hat Kit

These injector top hats are required on Sea-Doo 230 and 300 models when using OEM or VT1100 fuel injectors with the RIVA High Flow Billet Fuel Rail.

VT1100-THK



Power Filter

Our new Sea-Doo RXT, GTX 300 Power Filter feeds your supercharged engine a steady diet of cool air delivering greatly improved acceleration and rpm. Replaces restrictive stock air box with a high-volume, precision-formed intake duct that attaches to the supercharger via a large 4" adapter. Cool air enters the system via an over-sized K&N filter element. Simple installation & quick removal allow easy access for engine maintenance. Includes water-repellent pre-filter and detailed installation instructions.

RS13121-2 - 2021 +

RS13140-3 - 2016 - 2020



Steering System Bundle

The ultimate race proven steering system bundle for your 2019+ Sea-Doo RXP X 300! This kit includes our RIVA Sea-Doo 30" PRO-BAR handlebars, RIVA Sea-Doo RXP X 300 Control Housing Set, and the RIVA 2018+ RXP X 300 Steering System. Steering System is constructed of aircraft grade billet aluminium for maximum strength & rigidity.

RS20190-B - 2021 +




Free Flow Exhaust Kit

Replaces the restrictive sound suppression system located between the waterbox and hull exit on your watercraft. Improves engine performance by reducing back pressure and harmful detonation. Includes mandrel bent aluminium tubing that is powder coated to prevent corrosion, high-temp silicone replacement coupler and installation instructions.

RS16190 - 2021 +

RS16121 - 2020

RS16140-1 - 2016 - 2019



Rear Exhaust Kit

The amazing automotive design of our rear exhaust kit will make your ski stand out from the crowd! The kit delivers performance and cutting-edge style while allowing for removal of the restrictive sound suppression system located between water box and hull exit. Improves engine performance by reducing back pressure and restriction. Includes mandrel bent aluminium exhaust tube that is powder coated to prevent corrosion, large billet aluminium through-hull exhaust outlet, OEM exhaust outlet block-off and high quality silicone couplers along with all necessary mounting hardware & installation instructions.

RS15190 - 2021 + - Rectangle Outlet

RS15151 - 2020 - Round Outlet

RS15150 - 2016 - 2019 - Round Outlet



Solas Impeller

This Solas 161mm 3-blade Concord Impeller increases low-end thrust and top-end speed on Sea-Doo 300 HP PWCs. Constructed of high strength stainless steel, Solas Impellers feature a polished hub and exclusive hub-end water seal for reduced cavitation.

SXX-CD-13/18



RIVA Seadoo D.E.S.S Key Lanyard

Fits all 2015+ models. The Digitally Encoded Security System has a ball-and-socket design which helps the vehicle start quick and easily every time. Anti-theft technology key communicates with vehicle wirelessly, so the vehicle starts only when the key code matches the vehicle. The extra protection will give the vehicle owner the ultimate peace of mind. RF Programmable D.E.S.S. Key can also be programmed to limit speed of BRP vehicles enabling first time users and less experienced operators to learn how to operate while gaining the necessary confidence and control.

Requires programming to watercraft at authorized BRP dealers or using Maptuner X Dealer Service Application.

RS8-RFDL-092 - Fits all 2015+ Models



Pro Series Sponsons

Our race proven Pro-Series Sponsons deliver dramatically improved handling & straight line stability with superior fin & backing plate design. Features a cutting edge stepped surface for unmatched control. Bulletproof mounting system utilizes aluminium inserts for maximum strength. Fully adjustable five position fin to control the amount of influence they have on the craft. Easy bolt-on installation uses original mounting points.

**RS26190 - 2021 +
RS26110-1 - 2012 - 2020**



Intake Manifold Up-Grade Kit

Our Sea-Doo Intake Manifold Upgrade Kit enables your engine to produce more horsepower through increased boost pressure (+1 lb). Supplied hole saw & cutting fixture allow easy removal of restrictive screen element from inside of intake manifold. Special o-ringed, billet block-off plug fills opening left after removal of screen element.

RS12140-IMUK



Billet iControl Levers

Our billet lever set for Sea-Doo iControl models provides superior control and comfort along with cutting edge styling. Directly replaces the OEM plastic parts with high quality C-N-C machined throttle and brake levers. Features more responsive stainless steel return spring for a precision feel. Available in red, blue or black.

RS24090-ICL - 2016 - 2021



Valve Cover Heat Shield

Lowers air intake temperatures by shielding RIVA Power Filter ducting from radiant engine heat. The custom fit, self-adhesive, heat shield is constructed from aerospace materials for lightweight efficiency.

RS10140-VCHS



Engine Service Cover Washer Upgrade Kit

- Electropolished providing excellent fit and finish.
- For removing & replacing your engine service cover for regular maintenance & inspection.
- Includes 13 precision-machined stainless washers along with installation instructions.

RS4-120-WUK - RXT-X GTX Ltd '18+ - RXP-X '21+



Riva Sea-Doo 300 XX-Charger

Our new XX-Charger for 300 engines delivers up to 17.5 psi of boost pressure producing arm wrenching acceleration and increased top speed. High performance billet impeller & 3mm spacer increase horsepower through superior impeller blade design and larger interior housing volume. Lightweight billet impeller features a sophisticated blade design that is precision balanced to deliver smooth operation. Impeller is 22 grams lighter than stock providing improved reliability of clutch and bearings. Spacer & impeller install quickly and easily onto stock supercharger base plate. IJSBA Limited Class legal. Requires modifications to fuel delivery system to match increased horsepower. Includes detailed installation instructions.

Applications & Performance Data:

Impeller Weight: Stock: 190 grams - RIVA XX-Charger: 168 grams

Sea-Doo 300 Models

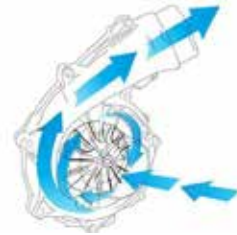

12 PSI @ 8,000 RPM

15 PSI @ 8,400 RPM

17.5 PSI @ 8,700 RPM

Requires Bosch VT100 Fuel Injector Kit (below)

RS17140-135-1



Bosch VT1100 Fuel Injector Kit

High performance 1100cc fuel injector kit supplies modified Sea-Doo engines with the necessary amount of fuel to produce reliable horsepower. Must be used with reflashed or aftermarket racing ECU for correct Calibration.

Requires Riva Sea-Doo 300 XX-Charger

VT1100-INJK



RIVA Handlebar Extensions

Allow easy installation of popular ODI 130mm grips for added comfort & control. Mounts securely to ends of original handlebars via machined locking feature.

RS24100-BES-1 - Fits all 4-TEC models except 16+ Spark & 18 + RXT/GTX

RS24120-BES-1 Fits 2018 + RXT/GTX



Dual Rear Exhaust Kit

The kit delivers performance and cutting edge style while allowing for removal of the restrictive sound suppression system located between water box and hull exit. Improves engine performance by reducing back pressure and restriction. Includes mandrel bent aluminum exhaust tubes that are powder coated to prevent corrosion, large billet aluminum through hull exhaust outlets, OEM exhaust outlet block off and high quality silicone couplers along with all necessary mounting hardware & installation instructions.

- Improved exhaust tone & reduced back pressure for improved performance.
- Improved reliability of exhaust system through superior heavy duty components.
- Compatible on craft equipped with our single Rear Exhaust Kit.

RS15190-D - 2021 +



RIVA RACING PERFORMANCE KITS

2020 +

2018 - 2019

Stage 1

Stock (Int model) 72 MPH @ 8,000 RPM
Stage 1 76 MPH @ 8,000 RPM



RS13121-2	RXT-X 300 Power Filter Kit
RS11090-SCOM-19	Speed Control Override Module
RS19050-BCC-6	Catch Can/Engine Breather Kit

Stage 1

Stock (Int model) 72 MPH @ 8,000 RPM
Stage 1 76 MPH @ 8,000 RPM



RS13120-2	RXT-X 300 Power Filter Kit
RS11090-SCOM-19	Speed Control Override Module
RS19050-BCC-6	Catch Can/Engine Breather Kit

Stage 2

Stock (Int model) 72 MPH @ 8,000 RPM
Stage 2 81 MPH @ 8,300 RPM



As Stage 1 as well as the following parts:

SXX-CD-13/18	Solas Impeller
RS110SC-TL	Map tune (Licence only)

Stage 2

Stock (Int model) 72 MPH @ 8,000 RPM
Stage 2 81 MPH @ 8,300 RPM



As Stage 1 as well as the following parts:

SXX-CD-13/18	Solas Impeller
RS110SC-TL	Map tune (Licence only)

Stage 3

Stock (Intl. Model) 72 MPH @ 8,000 RPM
Stage 3 83 MPH @ 8,600 RPM



As Stage 2 as well as the following parts:

VT1100-INJK	Bosch VT1100 Fuel Injector Kit
RS12140-IMUK	Intake Manifold Upgrade Kit
RS17140-135-1	XX-Charger
RS19050-SRU-1	Valve Retainer Upgrade Kit
RS16121	Free Flow Exhaust Kit

Stage 3

Stock (Intl. Model) 72 MPH @ 8,000 RPM
Stage 3 83 MPH @ 8,600 RPM



As Stage 2 as well as the following parts:

VT1100-INJK	Bosch VT1100 Fuel Injector Kit
RS12140-IMUK	Intake Manifold Upgrade Kit
RS17140-135-1	XX-Charger
RS19050-SRU-1	Valve Retainer Upgrade Kit
RS16120	Free Flow Exhaust Kit

Stage 3+

Stock (Intl. Model) 72 MPH @ 8,000 RPM
Stage 3 PLUS 85 MPH @ 8,800 RPM



As Stage 3 as well as the following parts:

RS19140-BCS	Racing Camshaft
RS19050-VTU	Valve Train Upgrade Kit

Stage 3+

Stock (Intl. Model) 72 MPH @ 8,000 RPM
Stage 3 PLUS 85 MPH @ 8,800 RPM



As Stage 3 as well as the following parts:

RS19140-BCS	Racing Camshaft
RS19050-VTU	Valve Train Upgrade Kit

Catch Can / Engine Breather Kit

Our easy to install catch can/oil breather eliminates power-robbing crankcase fumes and oil vapour from your Sea-Doo engine's air intake. Increases horsepower by removing the engine's requirement to burn relatively non-combustible oil. Also improves intercooler efficiency by preventing oil sludge coating that lowers thermal efficiency. Excess oil vapour is routed to our translucent catch can where it condenses and collects for occasional draining via integrated petcock valve. Features anti-slosh tank foam to control oil movement. Kit includes breather filter and aluminium mounting bracket along with all necessary hardware & installation instructions.

RS19050-BCC-6



Boost / Vacuum Port Adapter

This adapter allows easy installation of Blow-Off Valves, Fuel Pressure Regulators & Boost Gauges. Direct bolt-on design requires no drilling or modification of intake manifold. Includes one 1/8" and one 1/4" brass barbed fitting plus 'T' fitting for various boost & vacuum accessories.

RS12050-VPA



Gen 4 Power Cooler

Our 'GEN-4' Power Cooler is the ultimate intercooler for the Sea-Doo 300 engine! Huge cooler core delivers excellent thermal efficiency and minimal pressure drops. Perfect for use in high boost supercharged and turbo applications. Precision machined billet water tanks hold up to high pressure cooling systems that can cause original coolers to fail. This is a high performance replacement for all Sea-Doo 300 applications. NOTE: Requires installation of RIVA Free Flow or Rear Exhaust Kit.

RS1753-PC-1



Intercooler Tubing Up Grade Kit

This kit significantly improves the performance & reliability of your intercooler system. This is an essential upgrade for all racing and recreational performance craft.

RS17190-TK



Intercooler Tubing Up-Grade Kit with TIAL 50mm Blow-Off Valve

Improves supercharger reliability and performance by relieving unwanted pressure during off-throttle operation. Reduces supercharger clutch & gear wear and eliminates heat soak in discharge tube. The body and all internal components are CNC-machined from 6061 aluminium alloy. It features a large 1.98 in (50.5mm) valve. The V-Band design aluminium mounting clamp gives a very clean and unique appearance.

RS17190-TK-TV



High Flow Billet Fuel Rail

Our High Flow Billet Fuel Rail is an essential upgrade to your fuel system to support increased horsepower with supercharger or turbo modifications. Directly replaces restrictive factory fuel rail for improved fuel delivery and enhances the appearance of your engine bay.

Available in black only.

RS12050-BFR - 2016 - 2021



Power Filter








Our new Sea-Doo RXT, GTX 300 Power Filter feeds your supercharged engine a steady diet of cool air delivering greatly improved acceleration and rpm. Replaces restrictive stock air box with a high-volume, precision-formed intake duct that attaches to the supercharger via a large 4" adapter. Cool air enters the system via an over-sized K&N filter element. Simple installation & quick removal allow easy access for engine maintenance. Includes water-repellent pre-filter and detailed installation instructions.

RS13121-2 - 2020 +

RS13120-2 2018 - 2019

RS13140-2 2016 - 2017



<p>Intake Manifold Girdle Sea-Doo 4-tec Intake manifold Girdle kit provides added strength to the Sea-Doo intake manifolds. The Bracket clamps around the side of the manifold easily without drilling or grinding of the stock manifold providing extra support to the join in the manifold that splits under higher boost pressures on skis with aftermarket superchargers or running higher rpm's. RS12050-IMG-1</p>	
<p>Fuel Injector Top Hat Kit These injector top hats are required on Sea-Doo 230 and 300 models when using OEM or VT1100 fuel injectors with the RIVA High Flow Billet Fuel Rail. VT1100-THK</p>	
<p>Valve Cover Heat Shield Lowers air intake temperatures by shielding RIVA Power Filter ducting from radiant engine heat. The custom fit, self-adhesive, heat shield is constructed from aerospace materials for lightweight efficiency. RS10140-VCBS</p>	
<p>Pro Series Sponsons Our race proven Pro-Series Sponsons deliver dramatically improved handling & straight line stability with superior fin & backing plate design. Features a cutting edge stepped surface for unmatched control. Bulletproof mounting system utilizes aluminium inserts for maximum strength. Fully adjustable five position fin to control the amount of influence they have on the craft. Easy bolt-on installation uses original mounting points. RS26190 - 2018 + RS26110-1 - 2016 - 2017</p>	
<p>Steering System Bundle The ultimate race proven steering system bundle for your 2019+ Sea-Doo RXT, GTX! This kit includes our RIVA Sea-Doo 30" PRO-BAR handlebars, RIVA Sea-Doo RXT, GTX Control Housing Set, and the RIVA 2018+ RXT, GTX Steering System. Steering System is constructed of aircraft grade billet aluminium for maximum strength & rigidity. RS20120-B-1 - 2019 + RS20120-B - 2018</p>	
<p>Free Flow Exhaust Kit Replaces the restrictive sound suppression system located between the waterbox and hull exit on your watercraft. Improves engine performance by reducing back pressure and harmful detonation. Includes mandrel bent aluminium tubing that is powder coated to prevent corrosion, high-temp silicone replacement coupler and installation instructions. RS16121 - 2020 + RS16120 - 2018 - 2019 RS16140-1 - 2016 - 2017</p>	
<p>Rear Exhaust Kit The amazing automotive design of our rear exhaust kit will make your ski stand out from the crowd! The kit delivers performance and cutting-edge style while allowing for removal of the restrictive sound suppression system located between water box and hull exit. Improves engine performance by reducing back pressure and restriction. Includes mandrel bent aluminium exhaust tube that is powder coated to prevent corrosion, large billet aluminium through-hull exhaust outlet, OEM exhaust outlet block-off and high quality silicone couplers along with all necessary mounting hardware & installation instructions. RS15120-1- 2018 + - Square Outlet RS15140 - 2016 - 2017 - Round outlet</p>	

Solas Impeller

This Solas 161mm 3-blade Concord Impeller increases low-end thrust and top-end speed on Sea-Doo 300 HP PWCs. Constructed of high strength stainless steel, Solas Impellers feature a polished hub and exclusive hub-end water seal for reduced cavitation.

SXX-CD-13/18 - 2016 +



Top Loader Intake Grate

Our Top-Loader Intake Grate delivers the ultimate in speed, hook up & strength. All new design features oversized top loader wing and optimized inlet ramp for closed course and offshore racing. Race bred design significantly reduces cavitation and provides superior handling along with unmatched durability in extreme conditions. Durable black race coating protects from corrosion.

RS22120 - 2018 +



Intake Manifold Up-Grade Kit

Our Sea-Doo Intake Manifold Upgrade Kit enables your engine to produce more horsepower through increased boost pressure (+1 lb). Supplied hole saw & cutting fixture allow easy removal of restrictive screen element from inside of intake manifold. Special o-ringed, billet block-off plug fills opening left after removal of screen element.

RS12140-IMUK



Billet iControl Levers

Our billet lever set for Sea-Doo iControl models provides superior control and comfort along with cutting edge styling. Directly replaces the OEM plastic parts with high quality C-N-C machined throttle and brake levers. Features more responsive stainless steel return spring for a precision feel. Available in black, blue and red.

RS24090-ICL



PRO Series Waterbox

Our Pro-Series Waterbox delivers increased horsepower and performance by reducing exhaust restriction and back pressure. Developed on a flow bench, our waterbox features radiused exhaust tubes and end caps for optimum exhaust flow. Innovative short design allows easy servicing of supercharger without removal of exhaust system. High-strength aluminium construction & precision welds will survive backfires & overheating. Powder coated to prevent corrosion. Includes detailed installation instructions

RS16142 - 2020 +

RS16141 - 2016 - 2019



Dual Rear Exhaust Kit

Full details on page 13

- Improved exhaust tone & reduced back pressure for improved performance.
- Improved reliability of exhaust system through superior heavy duty components.
- Compatible on craft equipped with our single Rear Exhaust Kit.

RS15120-D - 2018 +

RS10123 – Syphon Break Delete. Needed when installing Dual Rear Exhaust



Bosch VT1100 Fuel Injector Kit

High performance 1100cc fuel injector kit supplies modified Sea-Doo engines with the necessary amount of fuel to produce reliable horsepower. Must be used with reflashed or aftermarket racing ECU for correct Calibration.

Requires Riva Sea-Doo 300 XX-Charger

VT1100-INJK



RIVA RACING PERFORMANCE KITS

2020 +

2017 - 2019

Stage 1

Stock 64 MPH @ 8,000 RPM

Stage 1 70 MPH @ 8,300 RPM



RS110SC-TL	Map tune (Licence only)
RS13171-2	230 Power Filter Kit
SRZ-CD-14/19A	Solas Impeller
003-499	Sea-Doo OEM Style Wear Ring
RS19050-BCC-6	Catch Can/Engine Breather Kit

Stage 1

Stock 67 MPH @ 8,000 RPM

Stage 1 72 MPH @ 8,400 RPM



RS110SC-TL	Map tune (Licence only)
RS13111	Power Filter Kit
SRZ-CD-14/19A	Solas Impeller
003-499	Sea-Doo OEM Style Wear Ring
RS19050-BCC-6	Catch Can/Engine Breather Kit

Free Flow Exhaust Kit

Replaces the restrictive sound suppression system located between the waterbox and hull exit on your watercraft. Improves engine performance by reducing back pressure and harmful detonation. Includes mandrel bent aluminium tubing that is powder coated to prevent corrosion, high-temp silicone replacement coupler and installation instructions.

RS16121 - 2020 +

RS16160 - 2017 - 2019



Pro Series Sponsons

Our race proven Pro-Series Sponsons deliver dramatically improved handling & straight line stability with superior fin & backing plate design. Features a cutting edge stepped surface for unmatched control. Bulletproof mounting system utilizes aluminium inserts for maximum strength. Fully adjustable five position fin to control the amount of influence they have on the craft. Easy bolt-on installation uses original mounting points.

RS26180 - GTR - 2020 +

RS26190 - GTX - 2018 +



Catch Can / Engine Breather Kit

Our easy to install catch can/oil breather eliminates power-robbing crankcase fumes and oil vapour from your Sea-Doo engine's air intake. Increases horsepower by removing the engine's requirement to burn relatively non-combustible oil. Also improves intercooler efficiency by preventing oil sludge coating that lowers thermal efficiency. Excess oil vapour is routed to our translucent catch can where it condenses and collects for occasional draining via integrated petcock valve. Features anti-slosh tank foam to control oil movement. Kit includes breather filter and aluminium mounting bracket along with all necessary hardware & installation instructions.

RS19050-BCC-6



PRO Series Waterbox

Our Pro-Series Waterbox delivers increased horsepower and performance by reducing exhaust restriction and back pressure. Developed on a flow bench, our waterbox features radiused exhaust tubes and end caps for optimum exhaust flow. Innovative short design allows easy servicing of supercharger without removal of exhaust system. High-strength aluminium construction & precision welds will survive backfires & overheating. Powder coated to prevent corrosion. Includes detailed installation instructions.

RS16142 - 2020 +

RS16141 - 2017 - 2019



Intercooler Tubing Up-Grade Kit with TIAL 50mm Blow-Off Valve

Improves supercharger reliability and performance by relieving unwanted pressure during off-throttle operation. Reduces supercharger clutch & gear wear and eliminates heat soak in discharge tube. The body and all internal components are CNC-machined from 6061 aluminium alloy. It features a large 1.98 in (50.5mm) valve. The V-Band design aluminium mounting clamp gives a very clean and unique appearance.

RS17190-TK-TV



Intake Manifold Up-Grade Kit

Our Sea-Doo Intake Manifold Upgrade Kit enables your engine to produce more horsepower through increased boost pressure (+1 lb). Supplied hole saw & cutting fixture allow easy removal of restrictive screen element from inside of intake manifold. Special o-ringed, billet block-off plug fills opening left after removal of screen element.

RS12140-IMUK - 2017 +



Rear Exhaust Kit

Improves engine performance by reducing back pressure and restriction. Includes mandrel bent aluminum exhaust tube that is powder coated to prevent corrosion, large billet aluminum through-hull exhaust outlet, OEM exhaust outlet block-off and high quality silicone couplers along with all necessary mounting hardware & installation instructions.

Key Features: Cutting-edge automotive design & style, Improved exhaust tone. Reduced back pressure for improved performance. Improved reliability of exhaust system through superior heavy duty components.

RS15180-1 - 2020 +



Valve Cover Heat Shield

Lowers air intake temperatures by shielding RIVA Power Filter ducting from radiant engine heat. The custom fit, self-adhesive, heat shield is constructed from aerospace materials for lightweight efficiency.

RS10140-VCHS - 2020 +



Power Filter

Our new Sea-Doo RXT, GTX 300 Power Filter feeds your supercharged engine a steady diet of cool air delivering greatly improved acceleration and rpm. Replaces restrictive stock air box with a high-volume, precision-formed intake duct that attaches to the supercharger via a large 4" adapter. Cool air enters the system via an over-sized K&N filter element. Simple installation & quick removal allow easy access for engine maintenance. Includes water-repellent pre-filter and detailed installation instructions.

RS13171-2 - 2020 +

RS13111 - 2017 - 2019



Top Loader Intake Grate

Our Top-Loader Intake Grate delivers the ultimate in speed, hook up & strength. All new design features oversized top loader wing and optimized inlet ramp for closed course and offshore racing. Race bred design significantly reduces cavitation and provides superior handling along with unmatched durability in extreme conditions. Durable black race coating protects from corrosion.

RS22120 - 2018 +



Solas Impeller

Solas Concord Impellers increases low-end thrust and top-end speed. Constructed of high strength stainless steel, Solas Impellers feature a polished hub and exclusive hub-end water seal for reduced cavitation.

SX4-CD-11/16



Sea-Doo Maptuner NANO

Delivers instant plug-in horsepower!

Override factory speed control system, flash your vehicle's ECU for more power, monitor and log critical engine data, read & clear error codes all from your smartphone! This revolutionary app based device is controlled with your phone via wireless Bluetooth connection. Intuitive & easy to use with a few simple steps!

Speed Control Override

Removes the restrictive GPS speed control function on Sea-Doo 2018-24 300hp models and all 325hp models. Delivers significant increases in top speed with stock ECU and allows system to start in "Sport Mode" for maximum performance. "Touring Mode" can be manually selected after start-up. No Tuning License required! Cannot be connected inline with any BRP accessory modules on 2019 & newer Sea-Doo models.

Performance Data for Speed Control Override:

- 300hp: Up to 75mph on RXP-X, RXT-X & GTX.
- 325hp: Up to 80mph on RXP-X & RXT-X

NOTE: Stock ECU limits performance for first 10 hours of operation. Top speed increases should be measured after 10 hour break-in period. Cannot be connected inline with BRP accessory modules on 2019 & newer Sea-Doo models.

ECU Tuning

There is no limit to the number of vehicles or tunes you can reflash with the NANO. Simply purchase one tuning license for each vehicle that you would like to program. This gives you access to RIVA's world famous Tuning Library along with unmatched technical support. Easily switch between performance tunes and then back to stock settings if you wish.

Features & Benefits:

- Wireless Bluetooth connectivity to Android or iOS smartphone.
- Increases top speed with speed control override functionality.
- Plugs directly into BRP diagnostic port (no cable required).
- Reflash your ECU instantly with optional tuning license.
- Live monitoring of critical engine data. No Tuning License required!
- Logging (except air/fuel ratio) with optional tuning license.
- Read & Clear fault codes*. No Tuning License required!
- Access to our World Famous Tuning Library.
- Includes protective silicone case.


01-NB3A

To clear Maintenance Indicators requires use of Maptuner X and either Dealer Service Application or BRP Home Service Application.

NOTE: Requires Maptuner BRP Diagnostic Port Harness to connect additional BRP accessory modules on 2019 & newer Sea-Doo models.

Maptuner's BRP Diagnostic Port Expansion cable enables you to connect multiple accessories to your Sea-Doo's diagnostic port simultaneously. Connect a Maptuner Nano to one side and a Sea-Doo Depth Finder to the other without interfering with their operation. Additionally, multiple BRP accessory modules may be connected together as well.

01-MT067



RIVA RACING PERFORMANCE KITS

GP1900 HO Stage 1

Stock 64 MPH @ 7,900 RPM

Stage 1 69 MPH @ 8,100 RPM



RY210SC-B-1	Riva Maptuner Nano Yamaha 1.9l Bundle
RY13062-2	Riva Power Filter Kit
YS-CD-14/16	Solas Impeller

FX1900 HO Stage 1

Stock 62 MPH @ 7,800 RPM

Stage 1 67 MPH @ 8,100 RPM



RY210SC-B-1	Riva Maptuner Nano Yamaha 1.9l Bundle
RY13062-2	Riva Power Filter Kit
YS-CD-14/16	Solas Impeller

RIVA Maptuner Nano (HDMI) BUNDLE

The Maptuner Nano Bundle delivers instant plug-in horsepower! Includes everything you need to connect to and reflash your watercraft's ECU in one complete package.

- Wireless Bluetooth connectivity to Android or iOS smartphone.
- Switch between performance tunes quickly & easily.
- Reflash your ECU instantly without shipping it out for programming.
- Restore stock tune settings if you wish.
- Read & Clear fault codes.
- Includes live monitoring & data logging of critical engine data.

RY210SC-B-1



Power Filter Kit

Our Power Filter feeds your Yamaha HO engine a steady diet of cool air delivering greatly improved acceleration and rpm. Replaces restrictive stock air box with a screen-type, stainless steel filter element that is certified to meet U.S. Coast Guard 'SAE J1928' requirements and attaches to the throttle body via a precision machined velocity stack. Also features an easy to install Engine Breather Upgrade Kit that eliminates power-robbing crankcase emissions from your engine's air intake. Kit includes water-repellent pre-filter and detailed installation instructions.

RY13062-2



Rear Exhaust Kit.

Riva Rear exhaust kit delivers performance and cutting-edge style. Allows for removal of restrictive sound suppression system located between waterbox and hull exit. Improves engine performance by reducing back pressure and restriction. Includes mandrel bent aluminum exhaust tube that is powder coated to prevent corrosion, large billet through-hull exhaust outlet, billet OEM exhaust outlet block-off and high-temp silicone couplers along with all necessary mounting hardware & installation instructions. Available in Black, Blue & Red anodize.

RY15120 - FX1900 HO

RY15061 - GP1900 HO



Engine Breather Up-Grade Kit

Easy to install Engine Breather Upgrade Kit eliminates power-robbing crankcase emissions from your engine's air intake. Increases horsepower by removing the engine's requirement to burn relatively non-combustible oil. In forced induction applications intercooler efficiency is improved by preventing the oil sludge coating that lowers thermal efficiency. Kit includes engine breather filter along with all necessary hardware & detailed installation instructions.

RY19040-12-EBUK-1



Catch Can / Engine Breather

- Eliminates power-robbing oil vapor from intake.
- Improves Intercooler efficiency.
- Translucent material allows inspection of oil level.
- Integrated petcock valve for draining oil.
- Anti-slosh tank foam to control oil movement.

RY19200-BCC



Steering System

- Billet aluminum construction delivers superior strength & rigidity
- Accepts all popular 7/8" handlebars
- Includes aluminum cover plate to enclose steering cavity
- Precision machined steering arm features adjustable "quick-turn" settings
- Cutting-edge race styling
- All aluminum parts anodized to prevent corrosion
- Available in Black, Blue & Red anodize

RY20170 - FX1900 HO

RY20160 - GP1900 HO



RIVA PRO Handlebars

RIVA 'PRO-BAR' 32" Runabout Handlebars are constructed from a proprietary aluminum alloy that offers maximum strength with reduced vibration. High tech finish and premium features make this the ultimate watercraft bar.

- Machined hose flanges for reliable coupler retention.
- Radiused exhaust tubes & end caps.
- Powder coated to prevent corrosion.

RY204BK-BAR-2



Pro Series Sponsons

- Improved handling and straight line stability
- Fully adjustable three position fin
- Easy bolt-on installation
- Race proven design

RY26170 - FX1900 HO

RY26120 - GP1900 HO



Top Loading Scoop Grate

Our Top-Loader Intake Grate improves hook up and handling in rough conditions. Center wing eliminates prop spin and cavitation found with the stock grate along with the FX s tendency to drop on its nose when the throttle is let off at high speeds. Powder coated to prevent corrosion.

RY22070



Pump Seal Kit

Dramatically reduce cavitation and prop spin with our easy to install Pump Seal Kits. Location specific, molded inserts fill the voids in pump inlet shoe that bleed air into pump causing cavitation. Recommended for craft using aftermarket intake grate. Includes detailed installation instructions.

RY25070

Waterbox

Delivers up to 15hp on modified craft. Machined hose flanges for reliable coupler retention. Radiused exhaust tubes & end caps. Powdercoated to prevent corrosion.

RY16041 - 2017 +



Performance Ride Plate

- Superior handling performance
- Improved acceleration
- Reduced porpoising
- Improved straight-line tracking at high speed
- Powder coated to prevent corrosion

RY21120 - FX1900 HO

RY21160 - GP1900 HO



RIVA YAMAHA 2 Degree Pump Wedge

- 2-degree billet aluminum anodized pump wedge
- Promotes bow lift to increase top speed & rpm (+1~2mph & +150~200rpm)
- Higher trim level promotes dryer ride

RY23040-PW



SOLAS Impeller

Solas Concord Impellers will increase low-end thrust and top-end speed. Constructed of high strength stainless steel, Solas Impellers feature a polished hub and exclusive hub-end water seal for reduced cavitation.

YS-CD-14/16



RIVA RACING PERFORMANCE KITS

2021 +

Stage 1

Stock 68 MPH @ 7,400 RPM

Stage 1 77 MPH @ 8,000 RPM



RY110SC-TL	Map Tune (Licence only)
RY19040-BCC	Catch Can/Engine Breather Kit

2019 - 2020

Stage 1

Stock 68 MPH @ 7,400 RPM

Stage 1 77 MPH @ 8,000 RPM



RY110SC-TL	Map Tune (Licence only)
RY19040-BCC	Catch Can/Engine Breather Kit

Stage 1+

Stock 68 MPH @ 7,400 RPM

Stage 1 PLUS 82 MPH @ 8,100 RPM



As Stage 1 as well as the following parts:

RY13160-3	Power Filter Kit
RY19040-12-EBUK-1	Engine Breather Upgrade Kit
RY10080-ECUK-1	Engine Cooling Upgrade Kit
YV-CD-13/18	Solas Impeller

Stage 1+

Stock 68 MPH @ 7,400 RPM

Stage 1 PLUS 82 MPH @ 8,100 RPM



As Stage 1 as well as the following parts:

RY13110	Power Filter Kit
RY19040-12-EBUK	Engine Breather Upgrade Kit
RY10080-ECUK-1	Engine Cooling Upgrade Kit
YV-CD-13/18	Solas Impeller

Stage 2

Stock 68 MPH @ 7,400 RPM

Stage 2 86 MPH @ 8,600 RPM



As Stage 1 Plus as well as the following parts:

RY17160-PC-TV	'GEN-3' Power Cooler
RY10081-ECUK-PC	Pro-Series Engine Cooling Kit
RY19040-SRU	Valve Retainer Upgrade Kit
RY16060	Free Flow Exhaust Kit
YV-CD-13/18	Solas Impeller
RY25110-1	'GEN-2' Pump Seal Kit
RY22110-1	'GEN-2' Top-Loader Intake Grate

Stage 2

Stock 68 MPH @ 7,400 RPM

Stage 2 86 MPH @ 8,600 RPM



As Stage 1 Plus as well as the following parts:

RY17160-PC-TV	'GEN-3' Power Cooler
RY10081-ECUK-PC	Pro-Series Engine Cooling Kit
RY19040-SRU	Valve Retainer Upgrade Kit
RY16060	Free Flow Exhaust Kit
YV-CD-13/18	Solas Impeller
RY25110-1	'GEN-2' Pump Seal Kit
RY22110-1	'GEN-2' Top-Loader Intake Grate

Stage 3

Stock 68 MPH @ 7,400 RPM

Stage 3 88 MPH @ 8,800 RPM



As Stage 2 as well as the following parts:

RY12040-I-KIT-100	Pro-Series 100lb Fuel Injector Kit
RY12040-BFR	High Flow Billet Fuel Rail
RY17080-SCI-R3	Supercharger Impeller
RY17040-UK-6S5-4	Supercharger Shaft Upgrade Kit

Stage 3

Stock 68 MPH @ 7,400 RPM

Stage 3 88 MPH @ 8,800 RPM



As Stage 2 as well as the following parts:

RY12040-I-KIT-100	Pro-Series 100lb Fuel Injector Kit
RY12040-BFR	High Flow Billet Fuel Rail
RY17080-SCI-R3	Supercharger Impeller
RY17040-UK-6S5-4	Supercharger Shaft Upgrade Kit

RIVA RACING PERFORMANCE KITS

2017 - 2018

Stage 1

Stock 68 MPH @ 7,400 RPM

Stage 1 77 MPH @ 8,000 RPM



RY110SC-TL	Map Tune (Licence only)
RY19040-BCC	Catch Can/Engine Breather Kit



Stage 1+

Stock 68 MPH @ 7,400 RPM

Stage 1 PLUS 82 MPH @ 8,100 RPM



As Stage 1 as well as the following parts:

RY13110-3	Power Filter Kit
RY19040-12-EBUK	Engine Breather Upgrade Kit
RY10080-ECUK-1	Engine Cooling Upgrade Kit
YV-CD-13/20	Solas Impeller
RY21160	Gen 2 Ride Plate



Stage 2

Stock 68 MPH @ 7,400 RPM

Stage 2 86 MPH @ 8,600 RPM



As Stage 1 Plus as well as the following parts:

RY17081-PC-TV	'GEN-3' Power Cooler
RY10081-ECUK-PC	Pro-Series Engine Cooling Kit
RY19040-SRU	Valve Retainer Upgrade Kit
RY16060	Free Flow Exhaust Kit
YV-CD-13/18	Solas Impeller
RY25110-1	'GEN-2' Pump Seal Kit
RY22110-1	'GEN-2' Top-Loader Intake Grate

Stage 3

Stock 68 MPH @ 7,400 RPM

Stage 3 88 MPH @ 8,800 RPM



As Stage 2 as well as the following parts:

RY12040-I-KIT-100	Pro-Series 100lb Fuel Injector Kit
RY12040-BFR	High Flow Billet Fuel Rail
RY17080-SCI-R3	Supercharger Impeller
RY17040-UK-6S5-4	Supercharger Shaft Upgrade Kit



<p>Waterbox Delivers up to 15hp on modified craft. Machined hose flanges for reliable coupler retention. Radiused exhaust tubes & end caps. Powdercoated to prevent corrosion. RY16041</p>	
<p>Performance Power Filter Kit Replaces restrictive stock air box with a high-volume, precision-formed intake duct that attaches to the supercharger via a large 4" adapter. Cool air enters the system via an oversized K&N filter element. RY13160-3 – 2021+ GP1800R RY13110-3 – 2017 – 2020 GP1800</p>	
<p>Free Flow Exhaust Kit Replaces the restrictive sound suppression system located between the water box and hull exit on your watercraft improving engine performance by reducing back pressure and harmful detonation. Made from mandrel bent aluminium tubing, bead rolled on the ends to secure couplers, and powder coated to prevent corrosion. Includes high temp silicone replacement coupler and installation instructions. RY16060</p>	
<p>Rear Exhaust Kit Improves engine performance by reducing back pressure and restriction. Includes mandrel bent aluminium exhaust tube that is powder coated to prevent corrosion, large billet through-hull exhaust outlet, billet OEM exhaust outlet block-off and high-temp silicone couplers along with all necessary mounting hardware & installation instructions. Also available in red or blue to order. RY15061</p>	
<p>Blow Off Valve Our Performance Blow-off Valve Kit improves supercharger reliability and performance by relieving unwanted pressure during off-throttle operation. Reduces supercharger clutch & gear wear and eliminates heat soak in discharge tube. High-strength silicone hose with integrated HKS valve installs easily in place of OEM elbow joint. Includes high quality HKS Super SQV (Super Sequential Blow-off Valve) that features unique sequential valve structure and a differential pressure control system, allowing for a broad operation boost range. RY17040-BV</p>	
<p>Engine Breather Up-Grade Kit Easy to install. Increases horsepower by removing the engine's requirement to burn relatively non-combustible oil. In forced induction applications intercooler efficiency is improved by preventing the oil sludge coating that lowers thermal efficiency. RY19040-12-EBUK-1</p>	
<p>Intake Manifold Up-Grade Kit Our Intake Manifold Upgrade Kit enables your SVHO engine to produce more horsepower by delivering increased air flow and boost pressure (+1lb). Provides improved low end punch and mid-range pull with improved reliability. RY12080-IMUK - 2018 + - GP1800R RY12040-IMUK - 2017 - GP1800</p>	
<p>Engine Cooling Up-Grade Kit This simple kit improves water flow to Yamaha SVHO engine and intercooler for improved performance & reliability. Greatly reduces loss of power due to "heat fade" on stock and Stage 1 modified craft. Includes tools necessary to enlarge restrictive water passages in original plastic water fittings along with all necessary hardware and detailed installation instructions. RY10080-ECUK-1</p>	

Super Charger Impeller

Designed to deliver more horsepower and torque throughout the RPM range resulting in excellent acceleration and top speed. Installs easily into stock supercharger housing with no modifications required. Includes detailed installation instructions. Produces 17psi @ 8,500rpm.

RY17080-SCI-R3



High Flow Billet Fuel Rail

The RIVA Yamaha 1.8L High Flow Billet Fuel Rail is an essential upgrade to your fuel system to support increased horsepower from supercharger or turbo modifications. Directly replaces factory fuel rail for improved fuel delivery and enhances the appearance of your engine bay.

RY12040-BFR - Available in red, blue & black.



Steering System

Introducing the ultimate race bred steering system. Design features billet aluminium construction for maximum strength & rigidity. Directly replaces bulky OEM system with a stronger & lighter unit. Requires Moto X Style handlebars RY204.

RY20160 - 2021 +

RY20110 - 2017 - 2020



Gen 2 Ride Plate

Our all new 'GEN-2' GP1800 Ride Plate delivers the perfect balance of increased top speed and improved handling in a variety of water conditions. Race bred design features deep centre skeg and channels for excellent traction in turns with improved straight line stability. Extended length and trim angle provide quicker planing and improved acceleration. Includes speedo sensor block-off for 2021 models.

RY21160



Gen 2 Top Loading Scoop Grate

Features a much larger opening to allow more water into the pump area for better performance with no top speed loss. All new 'GEN-2' design features oversized top-loader wing and optimized inlet ramp for closed course and offshore racing.

RY22110-1



Gen 2 Pump Seal Kit

Dramatically reduce cavitation and prop spin with this to install Pump Seal Kit. Location specific, moulded inserts fill the voids in pump inlet shoe that bleed air into pump causing cavitation. Recommended when using RIVA 'GEN-2' Top-Loader Intake Grate (part# RY22110-1).

RY25110-1



Pro Series Sponsons

Our race proven Pro-Series Sponsons deliver dramatically improved handling & straight line stability with superior fin & backing plate design. Fully adjustable three position fin to control the amount of influence they have on the craft. Easy bolt-on installation uses original mounting points.

RY26120



Solas Impeller

The new Solas Concord YV-CD-13/20 & YV-CD-13/18 blows away the performance of your stock impeller! Large blade area and superior hub design deliver increased acceleration and top speed.

YV-CD-13/20 Stock & Stage 1

YV-CD-13/18 Stage 1+, Stage 2 & Stage 3



Catch can/engine breather kit

Our easy to install kit eliminates power-robbing crankcase fumes and oil vapor from entering your Yamaha engine's air intake. Increases horsepower by removing the engine's requirement to burn relatively non-combustible oil. Excess oil vapor is routed to our translucent catch can where it condenses and collects for occasional draining via integrated petcock valve.

RY19040-BCC



RIVA RACING PERFORMANCE KITS

2020 +

Stage 1

Stock 68 MPH @ 7,700 RPM

Stage 1 75 MPH @ 8,300 RPM



RY110SC-TL	Map Tune (Licence only)
RY21120	Performance Ride Plate
RY19040-BCC	Catch Can/Engine Breather Kit

Stage 1+

Stock 68 MPH @ 7,700 RPM

Stage 1 PLUS 80 MPH @ 8,300 RPM



As Stage 1 as well as the following parts:

RY13120-3	Power Filter Kit
RY19040-12-EBUK-1	1.8L Engine Breather Upgrade Kit
RY10080-ECUK-1	Cooling Upgrade Kit
YV-CD-13/18	Solas Impeller
RY26120	Pro-Series Sponsons

Stage 2

Stock 68 MPH @ 7,700 RPM

Stage 2 83 MPH @ 8,800 RPM



As Stage 1 Plus as well as the following parts:

RY17081-PC-TV	'GEN-3' Yamaha Power Cooler
RY10081-ECUK-PC	Pro-Series Engine Cooling Upgrade Kit
RY16070	Free Flow Exhaust Kit
RY19040-SRU	Valve Retainer Upgrade Kit
RY25070	Pump Seal Kit
RY22070	Top-Loader Intake Grate

Stage 3

Stock 68 MPH @ 7,700 RPM

Stage 3 85 MPH @ 8,900 RPM



As Stage 2 as well as the following parts:

RY12040-I-KIT-100	Pro-Series 100lb Fuel Injector Kit
RY12040-BFR	1.8L High Flow Billet Fuel Rail
RY17080-SCI-R3	Supercharger Impeller
RY17040-UK-6S5-4	Supercharger Shaft Upgrade Kit

2019

Stage 1

Stock 68 MPH @ 7,700 RPM

Stage 1 75 MPH @ 8,300 RPM



RY110SC-TL	Map Tune (Licence only)
RY21120	FX Performance Ride Plate
RY19040-BCC	Catch Can/Engine Breather Kit

Stage 1+

Stock 68 MPH @ 7,700 RPM

Stage 1 PLUS 80 MPH @ 8,300 RPM



As Stage 1 as well as the following parts:

RY13120-3	Power Filter Kit
RY19040-12-EBUK-1	1.8L Engine Breather Upgrade Kit
RY10080-ECUK-1	Cooling Upgrade Kit
YV-CD-13/18	Solas Impeller
RY26120	Pro-Series Sponsons

Stage 2

Stock 68 MPH @ 7,700 RPM

Stage 2 83 MPH @ 8,800 RPM



As Stage 1 Plus as well as the following parts:

RY17081-PC-TV	'GEN-3' Yamaha Power Cooler
RY10080-ECUK-PC-2	Pro-Series Engine Cooling Upgrade Kit
RY16070	Free Flow Exhaust Kit
RY19040-SRU	Valve Retainer Upgrade Kit
RY25070	Pump Seal Kit
RY22070	Top-Loader Intake Grate

Stage 3

Stock 68 MPH @ 7,700 RPM

Stage 3 85 MPH @ 8,900 RPM



As Stage 2 as well as the following parts:

RY12040-I-KIT-100	Pro-Series 100lb Fuel Injector Kit
RY12040-BFR	1.8L High Flow Billet Fuel Rail
RY17080-SCI-R3	Supercharger Impeller
RY17040-UK-6S5-4	Supercharger Shaft Upgrade Kit
RY10080-ECUK-PC-2	Pro-Series Engine Cooling Upgrade Kit

RIVA RACING PERFORMANCE KITS

2018

Stage 1

Stock 68 MPH @ 7,500 RPM

Stage 1 72~73 MPH @ 7,800 RPM



RY110SC-TL	Map Tune (Licence only)
RY19040-BCC	Catch Can/Engine Breather Kit

Stage 1+

Stock 68 MPH @ 7,800 RPM

Stage 1 PLUS 76 MPH @ 8,000 RPM



As Stage 1 as well as the following parts:

RY13070-3	Power Filter Kit
RY19040-12-EBUK-1	1.8L Engine Breather Upgrade Kit
RY10080-ECUK-1	Cooling Upgrade Kit
YV-CD-13/20	Solas Impeller

Stage 2

Stock 68 MPH @ 7,500 RPM

Stage 2 81 MPH @ 8,400 RPM



As Stage 1+ as well as the following parts:

RY16070	Free Flow Exhaust Kit
RY17081-PC-TV	'GEN-3' Yamaha Power Cooler
RY25070	Pump Seal Kit for RY22070, FX 2012 +
RY19040-SRU	Valve Retainer Upgrade Kit

Stage 3

Stock 68 MPH @ 7,500 RPM

Stage 3 85 MPH @ 8,500 RPM



As Stage 2 as well as the following parts:

RY12040-I-KIT-100	Pro-Series 100lb Fuel Injector Kit
RY12040-BFR	1.8L High Flow Billet Fuel Rail
RY17080-SCI-R3	R3 Supercharger Impeller
RY17040-UK-6S5-4	Supercharger Shaft Upgrade Kit
RY11740-MS-3-11	3 Bar Map Sensor Kit
RY16040	Pro-Series Waterbox
RY15070	Rear Exhaust Kit

2014 - 2017

Stage 1

Stock 68 MPH @ 7,500 RPM

Stage 1 72~73 MPH @ 7,800 RPM



RY110SC-TL	Map Tune (Licence only)
RY19040-BCC	Catch Can/Engine Breather Kit

Stage 1+

Stock 68 MPH @ 7,800 RPM

Stage 1 PLUS 76 MPH @ 8,000 RPM



As Stage 1 as well as the following parts:

RY13070-3	Power Filter Kit
RY10080-ECUK-1	Cooling Upgrade Kit
YV-CD-13/20	Solas Impeller

Stage 2

Stock 68 MPH @ 7,500 RPM

Stage 2 81 MPH @ 8,400 RPM



As Stage 1 Plus as well as the following parts:

RY17081-PC-TV	'GEN-3' Yamaha Power Cooler
RY10080-ECUK-PC-2	Pro-Series Engine Cooling Upgrade Kit
RY19040-SRU	Valve Retainer Upgrade Kit
RY12040-IMUK	Intake Manifold Upgrade Kit
RY25070	Pump Seal Kit
RY22070	Top-Loader Intake Grate
RY16070	Free Flow Exhaust Kit

Stage 3

Stock 68 MPH @ 7,500 RPM

Stage 3 85 MPH @ 8,500 RPM



As Stage 2 as well as the following parts:

RY12040-I-KIT-100	'Pro-Series 100lb Fuel Injector Kit
RY12040-BFR	1.8L High Flow Billet Fuel Rail
RY17080-SCI-R3	R3 Supercharger Impeller
RY17040-UK-6S5-4	Supercharger Shaft Upgrade Kit
RY19040-VTU-2	Valve Train Upgrade Kit, 1.8L
RY16041	Pro-Series Waterbox
RY15070	Rear Exhaust Kit

Intake Manifold Up-Grade Kit

Our Intake Manifold Upgrade Kit enables your SVHO engine to produce more horsepower by delivering increased air flow and boost pressure (+1lb). Provides improved low end punch and mid-range pull with improved reliability.

RY12080-IMUK - 2018 +
RY12040-IMUK - 2014 - 2017



Super Charger Impeller

Designed to deliver more horsepower and torque throughout the RPM range resulting in excellent acceleration and top speed. Installs easily into stock supercharger housing with no modifications required. Includes detailed installation instructions. Produces 17psi @ 8,500rpm.

RY17080-SCI-R3



High Flow Billet Fuel Rail

The RIVA Yamaha 1.8L High Flow Billet Fuel Rail is an essential upgrade to your fuel system to support increased horsepower from supercharger or turbo modifications. Precision machined billet aluminium rail features a unique bracket system that adapts to a variety of injector sizes & lengths. Also available in red or blue to order.

RY12040-BFR



Steering System

Introducing the ultimate race bred steering system. Design features billet aluminium construction for maximum strength & rigidity. Directly replaces bulky OEM system with a stronger & lighter unit. Delivers a precision feel and the confidence to push your craft to the limit with improved dependability and comfort. Requires Moto X Style handlebars RY204.


RY20120 - 2015 - 2021



Pro Series Ride Plate

Our all new Pro Series Ride Plate delivers the perfect balance of increased top speed and improved handling in a variety of water conditions. Race bred design features deep centre skeg and channels for excellent traction in turns with improved straight line stability. Extended length and trim angle provide quicker planing and improved acceleration. Includes speedo sensor block-off for 2021 models.

RY21120 - 2019 +



Pro Series Top Loading Scoop Grate

Features a much larger opening to allow more water into the pump area for better performance with no top speed loss. All new 'GEN-2' design features oversized top-loader wing and optimized inlet ramp for closed course and offshore racing. Bulletproof stainless steel construction makes this grate virtually indestructible and eliminates the need for additional restrictive support bars.

RY22070



Pro Series Pump Seal Kit

Dramatically reduce cavitation and prop spin with this to install Pump Seal Kit. Location specific, moulded inserts fill the voids in pump inlet shoe that bleed air into pump causing cavitation. Recommended when using RIVA Top-Loader Intake Grate (part# RY22070).

RY25070












Pro Series Sponsons

Our race proven Pro-Series Sponsons deliver dramatically improved handling & straight line stability with superior fin & backing plate design. Features a cutting edge stepped surface for unmatched control. Bulletproof mounting system utilizes aluminium inserts for maximum strength. Fully adjustable three position fin to control the amount of influence they have on the craft. Easy bolt-on installation uses original mounting points.

RY26120 - 2019 +
RY26070 - 2014 - 2018



<p>Waterbox Delivers up to 15hp on modified craft. Machined hose flanges for reliable coupler retention. Radiused exhaust tubes & end caps. Powdercoated to prevent corrosion.. RY16041</p>	
<p>Performance Power Filter Kit Replaces restrictive stock air box with a high-volume, precision-formed intake duct that attaches to the supercharger via a large 4" adapter. Cool air enters the system via an oversized K&N filter element. RY13120-3 - 2019 + RY13070-3 - 2014 - 2018</p>	
<p>Free Flow Exhaust Kit Replaces the restrictive sound suppression system located between the water box and hull exit on your watercraft improving engine performance by reducing back pressure and harmful detonation. Made from mandrel bent aluminium tubing, bead rolled on the ends to secure couplers, and powder coated to prevent corrosion. RY16070</p>	
<p>Rear Exhaust Kit Improves engine performance by reducing back pressure and restriction. Includes mandrel bent aluminium exhaust tube that is powder coated to prevent corrosion, large billet through-hull exhaust outlet. Also available in red or blue to order. RY15120 - 2019 + RY15070 - 2014 - 2018</p>	
<p>Blow Off Valve Our Performance Blow-off Valve Kit improves supercharger reliability and performance by relieving unwanted pressure during off-throttle operation. Reduces supercharger clutch & gear wear and eliminates heat soak in discharge tube. High-strength silicone hose with integrated HKS valve installs easily in place of OEM elbow joint. RY17040-BV</p>	
<p>Engine Breather Up-Grade Kit Easy to install. Increases horsepower by removing the engine's requirement to burn relatively non-combustible oil. In forced induction applications intercooler efficiency is improved by preventing the oil sludge coating that lowers thermal efficiency.. RY19040-12-EBUK-1</p>	
<p>Engine Cooling Up-Grade Kit This simple kit improves water flow to Yamaha SVHO engine and intercooler for improved performance & reliability. Greatly reduces loss of power due to "heat fade" on stock and Stage 1 modified craft. RY10080-ECUK-1</p>	
<p>Solas Impeller Large blade area and superior hub design deliver increased acceleration and top speed. YV-CD-13/20 YV-CD-12/18 - For use with Stage Kits & Re-Mapping</p>	
<p>Catch can/engine breather kit Our easy to install kit eliminates power-robbing crankcase fumes and oil vapor from entering your Yamaha engine's air intake. Increases horsepower by removing the engine's requirement to burn relatively non-combustible oil. Excess oil vapor is routed to our translucent catch can where it condenses and collects for occasional draining via integrated petcock valve. Features anti-slosh tank foam to control oil movement. RY19040-BCC</p>	

RIVA RACING
PERFORMANCE KITS

2020 +

2015 - 2017

2018

Stage 1

Stock 63 MPH @ 7,500 RPM

Stage 1 68 MPH @ 8,300 RPM



RY110SC-TL	Map tuner (Licence only)
RY13062-3	Power Filter Kit
YS-CD-11/15	Solas Impeller
RY19040-BCC	Catch Can/Engine Breather Kit

Stage 1

Stock 63 MPH @ 7,500 RPM

Stage 1 68 MPH @ 8,300 RPM



RY110SC-TL	Map tuner (Licence only)
RY13062-3	Power Filter Kit
YS-CD-11/15	Concord Impeller
RY21160	Ride Plate
RY19040-BCC	Catch Can/Engine Breather Kit

Steering System

Introducing the ultimate race bred steering system. Design features billet aluminium construction for maximum strength & rigidity. Directly replaces bulky OEM system with a stronger & lighter unit. Delivers a precision feel and the confidence to push your craft to the limit with improved dependability and comfort. Requires Moto X Style handlebars RY204.

RY20110 - 2015 - 2020 VXR, VXS



Pro Series Ride Plate

Our all new Pro Series Ride Plate delivers the perfect balance of increased top speed and improved handling in a variety of water conditions. Race bred design features deep centre skeg and channels for excellent traction in turns with improved straight line stability. Extended length and trim angle provide quicker planing and improved acceleration. Includes speedo sensor block-off for 2021 + models.

RY21160 - 2015 +



Pro Series Sponsons

Our race proven Pro-Series Sponsons deliver dramatically improved handling & straight line stability with superior fin & backing plate design. Bulletproof mounting system utilizes aluminium inserts for maximum strength. Fully adjustable three position fin to control the amount of influence they have on the craft. Easy bolt-on installation uses original mounting points..

RY26120 - 2015 +



Performance Power Filter Kit

Our Power Filter feeds your supercharged engine a steady diet of cool air delivering greatly improved acceleration and rpm. Replaces restrictive stock air box with a high-volume, precision-formed intake duct that attaches to the supercharger via a large 4" adapter. Cool air enters the system via an oversized K&N filter element.

RY13062-2 - 2015 +



Waterbox

Developed on our Dyno and tested extensively on the water, this waterbox features radiused exhaust tubes and end caps for optimum exhaust flow. Unique exhaust baffle will increase the low-end power and mid-range pull of your Yamaha watercraft. Delivers up to 15hp on modified engines along with significant torque gains. High-strength aluminium construction will survive backfires and meltdowns.

RY16041 2015 - 2021 VXR, VXS HO (only)



Free Flow Exhaust Kit

Replaces the restrictive sound suppression system located between the water box and hull exit on your watercraft improving engine performance by reducing back pressure and harmful detonation. Made from mandrel bent aluminium tubing, bead rolled on the ends to secure couplers, and powder coated to prevent corrosion. Includes high temp silicone replacement coupler and installation instructions.

RY16060 2015 +



Rear Exhaust Kit

Our rear exhaust kit for the Yamaha HO delivers performance and cutting-edge style. Allows for removal of restrictive sound suppression system located between water box and hull exit. Improves engine performance by reducing back pressure and restriction. Includes mandrel bent aluminium exhaust tube that is powder coated to prevent corrosion, large billet through-hull exhaust outlet, billet OEM exhaust outlet block-off and high-temp silicone couplers along with all necessary mounting hardware & installation instructions. Also available in red or blue to order.

RY15061 - 2015 +



Intake Manifold Up-Grade Kit

Our Intake Manifold Upgrade Kit enables your HO engine to produce more horsepower by delivering increased air flow and boost pressure (+1lb). Precision machined billet sleeve directly replaces restrictive mesh element that is prone to becoming dislodged in OEM plastic intake manifold. Provides improved low end punch and mid-range pull with improved reliability.

RY12040-IMUK - 2015 +



Solas Impeller

The new Solas Concord YS-CD-13/19 blows away the performance of your stock impeller! Large blade area and superior hub design deliver increased acceleration and top speed.

YS-CD-13/19 2015 + Stock

YS-CD-11/15 2015 + Stage 1



RIVA RACING PERFORMANCE KITS

Jetblaster 2025+

Stage 1

Stock 51 MPH @ 7,600 RPM

Stage 1 55 MPH @ 8,400 RPM



RY110SC-TL	Map tune (Licence only)
RY13120	Power Filter Kit
YJ-CD-12/17	Solas Impeller



Performance Power Filter Kit

Our Power Filter feeds your supercharged engine a steady diet of cool air delivering greatly improved acceleration and rpm. Replaces restrictive stock air box with a high-volume, precision-formed intake duct that attaches to the supercharger via a large 4" adapter. Cool air enters the system via an oversized K&N filter element.

RY13210



Free Flow Exhaust Kit

Replaces the restrictive sound suppression system located between the water box and hull exit on your watercraft improving engine performance by reducing back pressure and harmful detonation. Made from mandrel bent aluminium tubing, bead rolled on the ends to secure couplers, and powder coated to prevent corrosion. Includes high temp silicone replacement coupler and installation instructions.

RY16210



Rear Exhaust Kit

Our rear exhaust kit for the Yamaha HO delivers performance and cutting-edge style. Allows for removal of restrictive sound suppression system located between water box and hull exit. Improves engine performance by reducing back pressure and restriction. Includes mandrel bent aluminium exhaust tube that is powder coated to prevent corrosion, large billet through-hull exhaust outlet, billet OEM exhaust outlet block-off and high-temp silicone couplers along with all necessary mounting hardware & installation instructions. Also available in red or blue to order.

RY15210



RIVA Maptuner Nano (HDMI) BUNDLE

The Maptuner Nano Bundle delivers instant plug-in horsepower! Includes everything you need to connect to and reflash your watercraft's ECU in one complete package.

- Wireless Bluetooth connectivity to Android or iOS smartphone.
- Switch between performance tunes quickly & easily.
- Reflash your ECU instantly without shipping it out for programming.
- Restore stock tune settings if you wish.
- Read & Clear fault codes.
- Includes live monitoring & data logging of critical engine data.


RY210NA-B-TRT



Pro Series Ride Plate

Our all new Pro Series Ride Plate delivers the perfect balance of increased top speed and improved handling in a variety of water conditions. Race bred design features deep centre skeg and channels for excellent traction in turns with improved straight line stability. Extended length and trim angle provide quicker planing and improved acceleration. Includes speedo sensor block-off for 2021+ models.

RY21100



Pro Series Top Loading Scoop Grate

Our Pro Series Top-Loader Intake Grate delivers the ultimate in speed, hook up & strength for the Jetblaster, EX, and EXR models. This grate was developed through our racing efforts and used by the RIVA Racing Team to win multiple championships over the past 18 months. Features a much larger opening to allow more water into the pump area for better performance with no top speed loss. All new design features oversized top-loader wing and optimized inlet ramp for closed course and offshore racing. Bulletproof stainless steel construction makes this grate virtually indestructible and eliminates the need for additional restrictive support bars.

RY22210



Pro Series Sponsons

Our race proven Pro-Series Sponsons deliver dramatically improved handling & straight line stability with superior fin & backing plate design. Features a cutting edge stepped surface for unmatched control. Bulletproof mounting system utilizes aluminium inserts for maximum strength. Fully adjustable three position fin to control the amount of influence they have on the craft. Easy bolt-on installation uses original mounting points.

RY26210



Solas Impeller

The new Solas Concord YJ impeller blows away the performance of your stock impeller! Large blade area and superior hub design deliver increased acceleration and top speed.

YJ-CD-12/20 - Stock

YJ-CD-12/17 - Stage 1



RIVA RACING PERFORMANCE KITS

Jetblaster 2022 - 2024

Stage 1
Stock 51 MPH @ 7,500 RPM 0-50 10.5 Sec
Stage 1 56 MPH @ 8,400 RPM 0-50 7.2 Sec



RY110SC-TL	Map tune (Licence only)
RY13100-1	Power Filter Kit
RY16100	Free Flow Exhaust Kit
YX-CD-12/17	Solas Impeller



Performance Power Filter Kit

Our Power Filter feeds your supercharged engine a steady diet of cool air delivering greatly improved acceleration and rpm. Replaces restrictive stock air box with a high-volume, precision-formed intake duct that attaches to the supercharger via a large 4" adapter. Cool air enters the system via an oversized K&N filter element.

RY13100-1



Free Flow Exhaust Kit

Replaces the restrictive sound suppression system located between the water box and hull exit on your watercraft improving engine performance by reducing back pressure and harmful detonation. Made from mandrel bent aluminium tubing, bead rolled on the ends to secure couplers, and powder coated to prevent corrosion. Includes high temp silicone replacement coupler and installation instructions.

RY16100



Steering System

Introducing the ultimate race bred steering system. Design features billet aluminium construction for maximum strength & rigidity. Directly replaces bulky OEM system with a stronger & lighter unit. Delivers a precision feel and the confidence to push your craft to the limit with improved dependability and comfort. Requires Moto X Style handlebars RY204.


RY20100



Pro Series Ride Plate

Our all new Pro Series Ride Plate delivers the perfect balance of increased top speed and improved handling in a variety of water conditions. Race bred design features deep centre skeg and channels for excellent traction in turns with improved straight line stability. Extended length and trim angle provide quicker planing and improved acceleration.

RY21100



Pro Series Top Loading Scoop Grate

Our Pro Series Top-Loader Intake Grate delivers the ultimate in speed, hook up & strength for the Jetblaster, EX, and EXR models. This grate was developed through our racing efforts and used by the RIVA Racing Team to win multiple championships over the past 18 months. Features a much larger opening to allow more water into the pump area for better performance with no top speed loss. All new design features oversized top-loader wing and optimized inlet ramp for closed course and offshore racing. Bulletproof stainless steel construction makes this grate virtually indestructible and eliminates the need for additional restrictive support bars

RY22100



Pro Series Sponsons

Our race proven Pro-Series Sponsons deliver dramatically improved handling & straight line stability with superior fin & backing plate design. Features a cutting edge stepped surface for unmatched control. Bulletproof mounting system utilizes aluminium inserts for maximum strength. Fully adjustable three position fin to control the amount of influence they have on the craft. Easy bolt-on installation uses original mounting points.

RY26100



Solas Impeller

The new Solas Concord YX impeller blows away the performance of your stock impeller! Large blade area and superior hub design deliver increased acceleration and top speed.

YX-CD-12/17



TR-1 Intake Manifold Upgrade Kit

Our Intake Manifold Upgrade Kit enables your TR-1 naturally aspirated engine to produce more horsepower by delivering increased air flow. Precision machined billet sleeve directly replaces restrictive mesh element in OEM plastic intake manifold. Provides improved low end punch and mid-range pull.

RY12090-IMUK



RIVA RACING PERFORMANCE KITS

EXR 2019 - 2021

EX 2017 - 2021

Stage 1

Stock 51 MPH @ 7,500 RPM 0-50 10.0 Sec
Stage 1 57 MPH @ 8,300 RPM 0-50 6.9 Sec



RY110SC-TL	Map tune (Licence only)
RY13100-1	Power Filter Kit
RY16100	Free Flow Exhaust Kit
YX-CD-12/17	Solas Impeller

Stage 1

Stock 51 MPH @ 7,500 RPM 0-50 10.5 Sec
Stage 1 56 MPH @ 8,400 RPM 0-50 7.2 Sec



RY110SC-TL	Map tune (Licence only)
RY13100-1	Power Filter Kit
RY16100	Free Flow Exhaust Kit
YJ-CD-12/17	Solas Impeller

Performance Power Filter Kit

Our Power Filter feeds your supercharged engine a steady diet of cool air delivering greatly improved acceleration and rpm. Replaces restrictive stock air box with a high-volume, precision-formed intake duct that attaches to the supercharger via a large 4" adapter. Cool air enters the system via an oversized K&N filter element.

RY13100-1



Free Flow Exhaust Kit

Replaces the restrictive sound suppression system located between the water box and hull exit on your watercraft improving engine performance by reducing back pressure and harmful detonation. Made from mandrel bent aluminium tubing, bead rolled on the ends to secure couplers, and powder coated to prevent corrosion. Includes high temp silicone replacement coupler and installation instructions.

RY16100



Steering System

Introducing the ultimate race bred steering system. Design features billet aluminium construction for maximum strength & rigidity. Directly replaces bulky OEM system with a stronger & lighter unit. Delivers a precision feel and the confidence to push your craft to the limit with improved dependability and comfort. Requires Moto X Style handlebars RY204.


RY20100



Pro Series Ride Plate

Our all new Pro Series Ride Plate delivers the perfect balance of increased top speed and improved handling in a variety of water conditions. Race bred design features deep centre skeg and channels for excellent traction in turns with improved straight line stability. Extended length and trim angle provide quicker planing and improved acceleration. Includes speedo sensor block-off for 2021+ models.

RY21100



Pro Series Top Loading Scoop Grate

Our Pro Series Top-Loader Intake Grate delivers the ultimate in speed, hook up & strength for the Jetblster, EX, and EXR models. This grate was developed through our racing efforts and used by the RIVA Racing Team to win multiple championships over the past 18 months. Features a much larger opening to allow more water into the pump area for better performance with no top speed loss. All new design features oversized top-loader wing and optimized inlet ramp for closed course and offshore racing. Bulletproof stainless steel construction makes this grate virtually indestructible and eliminates the need for additional restrictive support bars

RY22100



Pro Series Sponsons

Our race proven Pro-Series Sponsons deliver dramatically improved handling & straight line stability with superior fin & backing plate design. Features a cutting edge stepped surface for unmatched control. Bulletproof mounting system utilizes aluminium inserts for maximum strength. Fully adjustable three position fin to control the amount of influence they have on the craft. Easy bolt-on installation uses original mounting points.

RY26100



Solas Impeller

The new Solas Concord YJ & YX impeller blows away the performance of your stock impeller! Large blade area and superior hub design deliver increased acceleration and top speed.

YJ-CD-12/20 - 2017 + - EX Stock

YJ-CD-12/17 - 2017 + - EX Stage 1

YX-CD-12/17 - 2019 + - EXR Stock & Stage 2



TR-1 Intake Manifold Upgrade Kit

Our Intake Manifold Upgrade Kit enables your TR-1 naturally aspirated engine to produce more horsepower by delivering increased air flow. Precision machined billet sleeve directly replaces restrictive mesh element in OEM plastic intake manifold. Provides improved low end punch and mid-range pull.

RY12090-IMUK



RIVA RACING PERFORMANCE KITS

2021 +

Stage 1

Stock 55 MPH @ 7,400 RPM

Stage 1 Kit 60 MPH @ 8,400 RPM



RY110SC-TL	Map tune (Licence only)
RY13130	Power Filter Kit
RS13050PF-BLK	Pre-Filter
RY16130	Free Flow Exhaust Kit
YJ-CD-12/17	Solas Impeller

Performance Power Filter Kit

Our SuperJet Power Filter Kit feeds your engine a steady diet of unrestricted air delivering improved acceleration and RPM. Replaces bulky stock air box with a high-volume flame arrestor that attaches directly to the throttle body. Includes integrated Engine Breather/Catch Can that eliminates power-robbing crankcase vapour from your engine's air intake. This kit dramatically cleans up your engine compartment by removing the large original plastic air box and relocating electrical components onto a compact, precision-fabricated aluminium bracket.

RY13130 - 2021+



Pre Filter for Power Filter Kit (RY13130)

Water-repellent cover (pre-filter) for screen-type flame arrestors protect your motor from unwanted water intrusion and debris without restricting airflow. Sold individually.

RS13050PF-BLK - 2021+



Free Flow Exhaust Kit

Replaces the restrictive sound suppression system located between the waterbox and hull exit of your SuperJet. Improves engine performance by reducing back pressure and delivers an awesome exhaust tone. Constructed of heavy duty high-temp silicone material for maximum reliability. Cleans up your engine compartment with removal of original bulky plastic components. Deeper exhaust tone sounds awesome! Easy bolt-on installation takes minutes.

RY16130 - 2021+



Rear Sponsons

Our race bred Rear Sponsons for the 2021 SuperJet deliver dramatically improved handling with superior traction when leaning over in a turn. Increases grip and stability by preventing the rear of the ski from breaking loose, enabling your SuperJet to turn like it's on rails with precision control and predictability. Machined from marine grade aluminium and anodized to prevent corrosion. Includes all necessary hardware and installation instructions.

RY26130 - 2021+



TR-1 Intake Manifold Upgrade Kit

Our Intake Manifold Upgrade Kit enables your TR-1 naturally aspirated engine to produce more horsepower by delivering increased air flow. Precision machined billet sleeve directly replaces restrictive mesh element in OEM plastic intake manifold. Provides improved low end punch and mid-range pull.

RY12090-IMUK



Top Loader Intake Grate

Our SuperJet Top-Loader Intake Grate delivers the ultimate in speed, hook up & strength. Race bred design significantly reduces cavitation and provides superior handling along with unmatched durability in extreme conditions. Features oversized top-loader wing and optimized inlet ramp for improved speed in rough water conditions. Tough, black race coating protects from corrosion.

RY22130 - 2021+



Performance Ride Plate

Our Performance Ride Plate for the 2021 Yamaha SuperJet delivers the perfect balance of top speed and improved handling in a variety of water conditions. Race bred design includes deep centre skeg and channels for excellent traction in turns with improved straight line stability. Features extended length and trim angle for quicker planing and improved acceleration. Easy bolt-on installation.

RY21130 - 2021+



Solas Impeller

The new Solas Concord YJ-CD-12/17 blows away the performance of your stock impeller! Large blade area and superior hub design deliver increased acceleration and top speed.

YJ-CD-14/17 2021+ Stock

YJ-CD-12/17 2021+ Stage 1



Pro-Lite Steering System

This is the lightest steering system available for freeriding or racing. Constructed from billet aluminium it features a precision bearing system and only accepts 28.6mm, 1-1/8" fat bars that can be mounted directly over the pivot bolt or 5/8" back from the pivot point. Unique design permits steering adjustment without removing the bars. Steering system base plate can be secured from the top using four mounting bolts and nylock nuts or bolted from the bottom up via threaded holes in the plate

RY20130 - 2021+ Available in Black, Blue or Red



Pro-Bar Aluminium Bulge Bar

RIVA Fat Bars feature a 28.6mm, 1-1/8" centre for more clamping area and are constructed from a proprietary aluminium alloy that offers maximum strength with reduced vibration. High-tech coating prevents corrosion and knurled ends improve grip adhesion.

RY201BK-Fat 0-Degree

RY202BK-Fat 4-Degree



Yamaha & Kawasaki Maptuner NANO

Delivers instant plug-in horsepower!

Flash your vehicle's ECU for more power, monitor and log critical engine data, read & clear error codes all from your smartphone! This revolutionary app based device is controlled with your phone via wireless Bluetooth connection. Intuitive & easy to use with a few simple steps.

There is no limit to the number of vehicles or tunes you can reflash with the NANO. Simply purchase one tuning license for each vehicle that you would like to program. This gives you access to RIVA's world famous Tuning Library along with unmatched technical support. Easily switch between performance tunes and then back to stock settings if you wish.

Features & Benefits:

- Wireless Bluetooth connectivity to Android or iOS smartphone
- For Yamaha, and Kawasaki applications (Programming Cables sold separately)
- Reflash your ECU instantly without shipping it out for programming
- Restore stock tune settings if you wish
- Live monitoring and logging of critical engine data. No Tuning License required!
- Read & Clear fault codes*. No Tuning License required!
- Access to our World Famous Tuning Library
- Works with Maptuner Data Logging Kit (RY11UNI-LOG-KIT)

01-NX3A

Kawasaki Programming Cables	
01-MT018	2022+ 310
01-MT026	SX-R 1500

Yamaha Programming Cables	
01-MT023	2018+ 1800, 1900 & all TR1
01-MT017	2009 -2017 1.8



Programming cable for Yamaha 2018+ 1800, 1900 & all TR1



Programming cable for Kawasaki SX-R 1500

YAMAHA



MaptunerX YAMAHA BUNDLES

Features:

- Instant Plug-in Horsepower
- Full Color Touch Screen Display
- Large Selection of Tunes
- Diagnostic & Service Features
- Quick & Easy to use

Includes:

- MaptunerX
- 1 Tuning License
- Yamaha Programming Cable
- USB Computer Cable
- Diagnostic Cable

Yamaha 1.8L 2018+ Bundle
PART# RY110SC-B-1

Yamaha 1.8L 2009-17 Bundle
PART# RY110SC-B

Yamaha TR-1 Bundle
PART# RY110NA-B-TR1

SEA-DOO



MaptunerX SEA-DOO BUNDLES

Features:

- Instant Plug-in Horsepower
- Full Color Touch Screen Display
- Large Selection of Tunes
- Diagnostic & Service features
- Quick & Easy to use

Includes:

- MaptunerX
- 1 Tuning License
- Sea-Doo Programming Cable
- USB Computer Cable

Sea-Doo Bundle ALL Except Spark
PART# RS110SC-B-1

Spark Bundle
PART# RS110NA-B

Kawasaki



MaptunerX KAWASAKI BUNDLES

Features:

- Instant Plug-in Horsepower
- Full Color Touch Screen Display
- Large Selection of Tunes
- Quick & Easy to use

Includes:

- MaptunerX
- 1 Tuning License
- Kawasaki Programming Cable
- USB Computer Cable

Ultra 310/300 Bundle
PART# RK110SC-B

SX-R (1.5L) Bundle
PART# RK110NA-B-SXR

TUNING PARTS

YAMAHA
TUNING
LICENSE



Features:

- One license required per vehicle
- Large selection of tunes

Yamaha License
PART# RY110SC-TL

YAMAHA
CABLES



Connects MaptunerX Flash Tuner to vehicle for programming

Yamaha 1.8L 2018+ & TR-1
Programming Cable
PART# 01-MT023

Yamaha 1.8L 2009-17 Programming
Cable
PART# 01-MT017

Diagnostic Cable
PART# 01-MT020

HDMI Expansion Cable
PART# 01-MT019

SEA-DOO
TUNING
LICENSE



Features:

- One license required per vehicle
- Large selection of tunes

Sea-Doo License ALL Except Spark
PART# RS110SC-TL

Spark License
PART# RS110NA-TL

BRP
CABLES



Connects MaptunerX Flash Tuner to vehicle for programming

BRP Programming Cable All Sea-Doo
Models
PART# 01-MT013/3

HDMI Expansion Cable
PART# 01-MT019

KAWASAKI
TUNING
LICENSE



Features:

- One license required per vehicle
- Large selection of tunes

Kawasaki License
PART# RK110SC-TL

KAWASAKI
CABLES



Connects MaptunerX Flash Tuner to vehicle for programming

Ultra 310/300 Programming Cable
PART# 01-MT018

SX-R (1.5L) Programming Cable
PART# 01-MT026

Call us on 01285 655123 for pricing on Bundle Kits & Map Tunes

RIVA ODi End Cap / Clamp Kit

Lock-On End Caps offer a clean one-piece bar end solution. Sturdy machined aluminium caps slide over the end of your bars and integrate with all ODI grips. Includes colour matched jaw clamps and laser etched RIVA logo. Available in three anodized colour options.

RY206-BK - Black

RY206-BL - Blue

RY206-RD - Red



RIVA Yamaha 1.8L Billet Engine Cover Knob Set

Precision machined billet aluminium knobs provide quick and easy access to your engine for maintenance & cleaning. Directly replaces original steel mounting screws securing engine cover that are prone to corrosion. A practical upgrade that installs in minutes and looks awesome! Fits all Yamaha 1.8L HO, SHO & SVHO engines.

RY19040-KS-BLU - Blue

RY19040-KS-RD - Red



RIVA Yamaha 1.8L Billet Engine Oil Filler Cap

Billet Aluminium Engine Oil Filler Cap adds durability and a custom look to your engine compartment. Precision machined from 6061 billet aluminium and anodized for a long lasting and durable finish. Direct replacement for original plastic oil cap on all Yamaha 1.8L HO, SHO & SVHO engines. Includes high quality O-ring seal.

RY19040-OC-BLU - Blue

RY19040-OC-RD - Red



RIVA Water Filter / Strainer

Universal Water Filter/Strainer Kit protects your intercooler from damage & reduced efficiency due to waterborne debris such as sand, seaweed, grass and pebbles that are sucked into the cooling system. Oversize "Super Strainer" mounts easily in line with cooling system and features clear filter cup for quick visual inspection. Kit includes large high quality marine strainer, stainless steel mounting bracket and a selection of adapter fittings to match Yamaha, Sea-Doo & Kawasaki applications.

RY1013-SDF-UK



RIVA Pro Series Flywheel Bolt Up-Grade

The RIVA Flywheel Bolt Upgrade Kit is a high strength bolt kit directly replaces OEM flywheel bolts that are prone to shearing off on modified Sea-Doo 1503, 1630 & Yamaha 1.8 litre engines. Superior materials and design improve durability under high stress conditions. An essential upgrade for reliable performance! Sold as a set of 6.

RY10840-FWB



Riva Yamaha 1.8L FX/GP/VX 2-Degree Pump Wedge

Promotes bow lift to increase top speed 1~2 mph. Features a unique double-sided lip to retain silicone sealant and prevent cavitation. Constructed of aircraft grade aluminum that is anodized to prevent corrosion.

RY23040-PW



Riva Offshore Hood Latch Kit

Universal heavy-duty latch is ideal for racing and offshore applications. Secures your hood under the most extreme conditions. Soft rubber material provides a smooth low-profile design. Includes two latches.

RY5-OLK



Sea-Doo Impellers

Part No.-Pitch	Description
SXX-CD-14/19	325 All Models – Stock, Stage 1 & 2
SXX-CD-13/18	300 All Models - Stock
SX4-CD- 13/15	300 All Models Stage 2 & 3
SX4-CD-11/16	RXT230, GTX230 - 2019+, GTR230, GTR230 - 2017+
SX4-CD-13/16	Wake Pro 230
SK-CD-12/17	Spark Stock & Stage 1
SK-CD-12/14	Spark - Stage 2 & 3
SR-CD-11/15A	2020+ GTi130 / GTi SE130 & 170 / GTX 170 / Wake Pro 170 / Fish Pro 130 & 170
SRB-CD-11/19	GTX 155, GTXS 155 - 2010 - 2017
SR-CD-11/19A	GTi 130, GTS 130 - 2011 - 2016
SRZ-CD-15/21A	255hp, 260hp 2009 + All Models
SRZ-CD-14/19A	RXP 215hp 2009 + All Models
SRZ-CD-13/18A	RXT Wakepro, GTX 215hp 2009 + All Models
SRX-CD-15/21	RXP-X, RXT-X Stock & Limited upto 2008
SRX-CD-14/19	RXP stock upto 2008
SRX-CD-13/18	RXT, GTX LTD (215HP) Wake SC upto 2008
SR-CD-12/20	GTX 4 TEC Supercharge Stock
SR-CD-11/19	GTX 4 TEC - Up to 2008
SR-CD-10/18	GTI - 2006 - Up to 2008
SR-CD-10/18A	GTI 2009 +
ST-DF-13/19	ALL 951 Engines (Except GSX Ltd '97)
ST-CD-10/16	GTI, GTI LE, GTI RFI, GTS
SE-SC-13/16	GSX LIMITED - 1997 Model Only
SF-CD-15/23	GSX RFI, GTX RFI
SD-CD-15/23	ALL 782 Engines (Stock)
SD-SC-14/19	580, 650, 720



Yamaha Impellers	
YS-CD-14/16	VX Cruiser, VX Ltd HO, GP1900 HO, FX1900 HO
YV-CD-13/20	SVHO, FX SVHO Cruiser FZR, FZS - 2014+ GP1800
YV-CD 13/18	SVHO, FX SVHO, FZR, FZS - 2014+ GP1800R - Stage 1
YS-CD-13/22	FX-SHO, FZR, FZS 2008 - 2013
YS-CD-13/19	FX HO, FX Cruiser HO, VXR, VXS NA Engines 2011+
YX-CD-12/17	EXR 2019+ - Jet Blaster
YJ-CD-12/17	EX - 2017+ - Stage 1 Superjet TR1 2021+
YJ-CD-12/20	EX - 2017+
YJ-CD-14/17	Stock Superjet TR1 '21+
YS-CD-11/15	VXR, VXS - 2015+
YH-CD-18/22	VX110, Sport, Deluxe, Cruiser - 2005 +
YG-DF-14/20	FX-HO, FX-HO Cruiser, GP1300R - 2005 +
YG-DF-9/13	VX-LTD, VX-C, VX-D - 2016+
YF-CD-12/18	FX-140, XLT1200, SUV, FX Cruiser
YF-CD-13/19	GP1300R UP TO 2004, GP1200R - 2002 +
YF-CD-11/14	GP800R, XLT800, XL800 - 2004
YD-CD-12/18	XL1200, WR1100, WV1100
YD-CD-13/19	GP1200, GP1200R UP TO '99
YD-CD-11/14	XL700, XL760, 760 Venture, WBII
YB-CD-13/17	Superjet, up to 2008 701, GP760, XL800 '99
YQ-CD-12/18	Superjet 2009 +
YA-SC-14/19	WJ650, WR500, WJ500



Kawasaki Impellers

Part No.-Pitch	Description
KR-CD-15/22	310R-X Modified
KR-CD-14/21	300, 310R & LX
KX-CD-16/21	250X, 260X
KG-DF-13/25	STX-R (STOCK)
KG-CD-13/19	1100STX-DI, 1100STX, 1100ZXI, STX-12F
KG-CD-14/21	STX-15F
KG-CD-12/18	900STX - 2003
KH-DF-16/20	ULTRA 150
KF-SC-16/23	900STX '97-02, 900STS, 900ZXI
KP-DF-13/22	800SXR (Stock)
KP-DF-14/23	800SXR (Modified)
KE-CD-11/16	750: All Models



Solas Impeller Removal Tools


WR001	All Kawasaki, early Seadoo 2 stroke
WR001	Sea-Doo (NOT SR, SRX) + Spark
WR011	Sea-Doo SR Series
WR012	Sea-Doo SRX, SRZ, SXX Series + SX4
WR004	Yamaha YB Series
WR007	YF, YG Series
WR001	YH Series
WR014	YV & YS Series

Solas Yamaha Drive Shaft Holding Tools

WR004H	YB Series
WR007H	YF, YD, YG Series
WR014H	YV & YS Series

Solas Sea-Doo Spark Scoop Grate

SS0208	Solas Stainless Steel Top Loading Scoop Grate
--------	---



Complete Jet Pump Housings

Sea-Doo Complete Jet Pump Housing

003-722K	All 4 Tec's 130,155hp 155.5 Wear Ring - 2009 - 2012
003-723K	All 4 Tec's 215, 255, 260hp 159 Wear Ring - 2009 -2014
003-724K	All 4 Tec's 230 & 300hp - 161 Wear Ring - 2016 +



Includes Housing, Wear Ring, Bearings, Oil Seals, O Rings, Pumpshaft & Pump Cone.

Solas Sea-Doo 12 Vane Race Pump

SX-PM-161/83	325 & 300 - 2016+ (Includes: exit nozzle with 3 tuning rings, stainless steel wear ring).
SK-SV-140/75	Spark Stator Vane - All models



Sea-Doo & Yamaha Jet Pump Wear Rings and Housings

Sea-Doo OEM Style Wear Rings		
003-498	300, 325	OEM Part# 267000917
003-501	Spark	OEM Part# 267000925
003-499	215, 255, 260	OEM Part# 267000372
003-502	155, 185 – 155.5mm	OEM Part# 267000419
003-503	951, 4-Tec 2002 & 2003 – 155.5mm	OEM Part# 271000653
003-500	580, 650, 720, 800 – 140mm	OEM Part# 267000290



RIVA Sea-Doo Super Pump Seals		
RS23130	All Spark	OEM Part# 293200087
RS23141	All 4 Tec 3 Bolt Pump	OEM Part# 293200122
RS23140	All 4 Tec 4 Bolt Pump	OEM Part# 293200134



Sea-Doo Stainless Steel Wear Rings	
SX-HS-161	230, 300, 325
SK-HS-140	Spark
SRX-HS-159-002	215, 255, 260
SR-HS-156-01	155, 185



Yamaha Pump Housing With Removable Composite Liner	
003-505	GP, WV1100 - 155mm
003-506	GP800, 760 - 144mm
003-508	GPR, XLT, FX-SHO - 155mm
003-509	SVHO, GP1800R - 160mm



Yamaha Pump Housing Composite Liner For Above	
003-521	FITS 003-506 & 003-507
003-520	FITS 003-505
003-522B	Fits 003-508 With Black Liner
003-522W	Fits 003-508 With White Liner
003-523	Fits 003-509



Hydroturf mat kits are available for all makes & years of PWC, if you need a set which isn't listed below, call us to order.

Sea-Doo Spark Hydro-Turf Mat Kits

HT81	Spark 2 UP - All Years
HT811	Spark 3 UP - All Years
HT812	Spark Trixx 2 UP - All Years
HT813	Spark Trixx 3 UP - All Years



ODi Lock On Grips

Part No	Description
BS50	ODi Ruffian: black



odi
ODi Ruffian
 Good universal grip

Riva Speakers, Throttle Lever & Alloy Hull Outlets

Riva/Wet Sounds Sea-Doo Audio Upgrade Kit

Engineered to deliver world-class highs & mids along with awesome bass performance. Plug & play speakers install quickly into Sea-Doo factory speaker pods and interface with Sea-Doo factory controls. No additional modifications or hardware required.

- Engineered to deliver powerful, clean sound in open-air marine environments
- Saltwater-rated and constructed with corrosion & UV resistant materials
- Marine grade coaxial speakers
- Plug-n-play speakers install quickly
- Seamless integration with factory Sea-Doo audio controls
- Accepts standard OEM watercraft cover
- 2 Year Limited Warranty

Fits the following models equipped with factory audio:
2018 + RXT, GTX, Wake Pro, Fish Pro & Explorer Pro 2018+
RXP - 2021+ & GTI, GTR & Wake 2020+

RS11120-AUK



Riva/Wet Sounds Yamaha FX 2022+ Audio System

Engineered to deliver world-class highs & mids along with awesome bass performance. Plug & play speaker pods install quickly and interfaces with Yamaha factory controls. Powerful 400 watt amplifier is integrated into speaker pods for protection from elements and easy installation.

- Engineered to deliver powerful, clean sound in open-air marine environments
- Saltwater-rated and constructed with corrosion & UV resistant materials
- High-power amplifier w/ digital sound processing (400 watts output)
- Marine-grade coaxial speakers
- Seamless integration with factory Yamaha audio controls
- Accepts standard OEM watercraft cover
- 2-Year Limited Warranty
- 2022 + FX models **with** factory audio: Plug-n-play installation utilizes factory wiring harness for seamless integration with Yamaha Bluetooth and controls.

RY11170-AS

2022 + FX models **without** factory audio requires ' Audio Upgrade Installation Kit'

RY11170-AUIK



RIVA Throttle Lever

Introducing the ultimate billet throttle lever. Ergonomically designed for premium fit and feel whether you are on the waves or turning buoys. Lever angle is fully adjustable to reduce hand and arm fatigue. Delrin bushings eliminate play common in OEM throttles and provide smooth actuation. All stainless hardware at hinge point eliminates corrosion and play. No 'C™ clips used. Available in anodized Clear or Black. Throttle cable adapter sold separately.

RY24011BK



Billet Bilge Outlets

Blowson machined aluminum bilge fittings are a clean replacement of the bulky plastic fittings usually supplied with aftermarket bilge pump kits. These fittings have a hose flange machined on them so no hose clamp is necessary. Available in anodized silver or black.

Part No: 04.03.028



Water By-Pass Fitting

Blowson water bypass fittings increase engine performance by diverting some of the water from the cylinder head to the bypass fitting, rather than forcing all of the water through the exhaust system. The machined bypass fitting are angled at 90 degrees. Available in anodized silver or black.

Part No: 04.03.005



Alluminum Nose Bushes

Billet aluminum bow eye bushings. Available in anodized silver or black.

Part No: 04.03.047



Bilge Pump Components & Flush Kits


Bilge System Components

Part No	Description
HP001	500 GPH Pump
HP007	Panel Mounted On/Off Switch
HP011	Bilge Hose (2')
HP012	Electrical Fitting Kit
04.03.028	Alloy Bilge Outlet - Black or Silver
RY8100	Universal Duck Bill Quick Drain Kit
RY8100A	Duck Bill Replacement Valve
011-158	Universal Drain Plug



RIVA Accessories

RS0473	Seadoo Flush Adapter - 1997+
RY8582	Yamaha Flush Kit End
RS8500	Sea-Doo Flush Kit - '2005 – '2014



Lanyards & D.E.S.S Posts

Lanyards

012-575	Claw Style aftermarket lanyard compatible with all Spark models	Replaces OEM Part# 278002843, 278003410
012-576	Claw Style aftermarket lanyard compatible with all 2015 + SEADOO models except Spark.	Replaces OEM Part# 278003092, 278003400
012-580	Sea-Doo DESS compatible Floating Lanyard	

Sea-Doo D.E.S.S Post

004-119	4 Wire	Replaces OEM Part# 278002055, 278002350
---------	--------	---



Batteries & Spark Plugs

Batteries

EW1312	AGM Sealed gel battery
EW1313	Kawasaki - 1998+ Seadoo 4 Stroke Battery - 2016+
EW1313	Seadoo Spark
EW1313.1	Sea-Doo 4 Stroke Battery up to 2015



Totally Sealed Gel Battery. 12Volt 20AH. Valve Regulated. High Density Active Plate Material. Dimensions: W 175mm. D 70mm. H 165mm
EW1312



Lead Acid Battery. Specifically designed for the use of all Sea-Doo 4 Stroke Watercraft upto 2015.
EW1313.1

NGK Spark Plugs

BR8ES	General Purpose 2 Stroke
BR7ES	General Purpose 2 Stroke
BR7HS	General Purpose 2 Stroke
BR8HS	General Purpose 2 Stroke
BR9ES	General Purpose 2 Stroke
DCPR8E	Sea-Doo 4-Stroke
ZFR4F-11	Sea-Doo 951 DI
CR8EB	Sea-Doo Spark
KR9E-G	Seadoo 300 *
KR9Ei8G	Seadoo 325*
BO8ZS	Seadoo 300 - Brisk Multi Spark
BR8ES-11	Yamaha GPR
LFR6A-11	Yamaha SHO, FZR, FZS, VXR, VXS
CR9EB	Yamaha 4-Stroke
LFR7A	Yamaha SVHO - 2014+ *
LFR6A	Yamaha HO 1800 NA
CR9EK	Kawasaki 4-Stroke
PZFR7G-G	Kawasaki Di
PMR9B	Kawasaki 250, 260
CR9EKB	Kawasaki SXR1500

* No Dealer Discount



Battery for use with all Kawasaki models - 1998+ & Seadoo 4 Stroke models - 2016+.
EW1313



Gasket Sets & Oil Seals

Sea-Doo Top End Gasket Kits


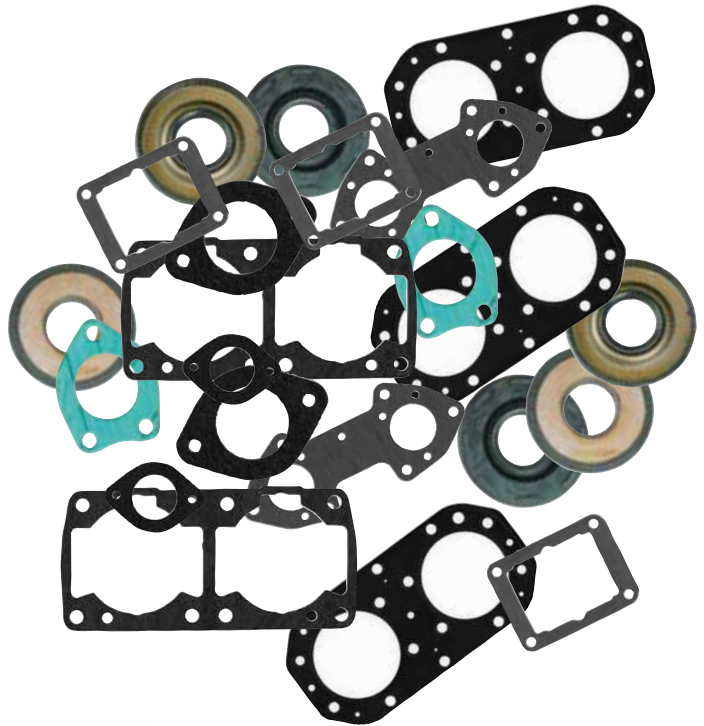
007-623-01	720
007-624	785, 800 with seals
007-624-05	951 carb
007-625-01	951 Di
007-622-01	Spark
007-399	951 Head Gasket
007-399-05	4-Tec Head Gasket

Yamaha Top End Gasket Kits

007-607	650
007-608	701 - up to 1995
007-609	701 - 1996+
007-605-01	760
007-613-01	800
007-610-01	1100
007-611-01	1200
007-615-01	GP1300R - 2003 - 2004
007-615-03	GP1300R - 2005 - 2008
007-670-01	FX140
007-671-01	FXH0
007-673-01	FXSHO - 2008-10
007-674-01	FXSHO, FZR, FZS - 2011- 2013
007-675-01	VXR, VXS, GP1800
007-676-01	SHO, FZ - 2014
007-677-01	GP1800R, SVHO
007-678	EX, VX 1050 - 2016 +
007-678	Superjet TR1 - 2021 - Jetblaster

Kawasaki Top End Gasket Kits

007-653	440
007-654	JS 550 - 1986-90
007-657	650
007-631-01	750
007-627-01	800
007-640-01	900
007-641-01	1100
007-645-01	Ultra150, STX-R
007-646-01	250X, 260X
007-646-03	300
007-645-06	12F, 15F



Line One Distributors Ltd. t:01285 655123 e:info@lineonedist.co.uk

Heavy Duty Engine Mounts

Sea-Doo Engine Mounts	
580, 650, 720 - All Years 011-107	
800, 951 Front 011-134	
800, 951 Rear 011-109	
All 4- Tec Rear 011-130	
All 4 -Tec Front 011-131	
3 Seater S3 Hull 011-136	

Yamaha Engine Mounts	
650, 701 Superjet 011-115	
XL Ltd, XLT 1200 011-125	
GP800R, GP1200R, GP1300, GP1300R, FX, VX110, FX Cruiser, GP1800, VXR, VXS GPR1200R, Superjet TR1 1900 All 011-126	
Waveblaster II, FX1 GP, FX1900 011-116	
GP800, GP1200, XL1200 XLT800, GP760, 1200 SUV Waveblaster 1 & 800 011-117	

Kawasaki Engine Mounts	
JS440, JS550 011-104	
650, 750 (except ZXi) 900 & 1100STX 011-105	
750, 900, 1100ZXi Ultra 150, STXR Rear 310X, R. SXR1500 011-103	
Ultra 150, STXR Front 011-102	

Heavy Duty Engine Mounts

**Stronger than
Original Manufacturer**

**Up to 50% Cheaper than
Original Manufacturer**

Driveshafts & Coupler Shafts

Yamaha Driveshafts		
003-170	Superjet - up to 2007	OEM # 6R7-45511-01-00
003-170-01	Superjet - 2008 +	OEM # 6BA4511-00-00
003-181	XL, XLT, FX140	OEM # 68YG5511-00-00
003-178	GPR	OEM # 66V45511-01-00
003-182	FXHO, VXR, VXS, GP1800R-HO	OEM # 6S5G5511-00-00
003-182-01	FZR, FZS - 2009 - 2016	OEM # 6AN45511-00-00
003-184	FXSVHO, GP1800, GP1800R	OEM # 6ETG5511-00-00
003-185	EX 1050	OEM # 6GAG5511-00-00

Yamaha Coupler Shafts		
003-250	Superjet - 1996 - 2020	OEM # 6R&51323-02-00
003-253	GP1200R, GP800R, XL800	OEM # 66V51323-01-00
003-255	XLT, 1300GPR	OEM # 68N51323-00-00
003-260	FXHO, SHO, SVHO, FZR, FZS, GP1800, GP1800R, GP & FX1900 HO	OEM # 6S5R1323-00-00
003-259	FX140 - 2002 - 2008, VX1050	OEM # 60ER1323-00-00
003-261	EX1050, Superjet - 2021+	OEM # 6GAG5514-00-00



Sea-Doo Driveshafts		
003-156	All GTX 4 Tec - 2002 - 2004	OEM # 272000186
003-158	RXP, RXP-X - 2004 - 2011	OEM # 271001601
003-158-01	GTX Ltd, RXT, RXPX 300	OEM # 271001719
003-159-01	Spark	OEM # 271002072



Driveshaft Rebuild Kits & Complete Intermediate Bearing Housings

Kawasaki Intermediate Bearing Housing Complete

003-405-01	650, 750, 800, 900 4-Stroke
------------	-----------------------------

Yamaha Intermediate Bearing Housing Complete

003-402-01	Early 650
003-400-01	701, 760, 1100, 1200, XLT, GPR
003-406-01	HO, SHO, SVHO, GP1800
003-406-01	VXR, VXS, FZR, FZS, GP1800R



Sea-Doo Driveshaft Re-build Kits

003-118-kit	XP96, GS, GTi, GTX, SP, SPX
003-118-01-kit	GTX 4-TEC - 2005, RXT - 2005 +, GTi06
003-118-02-kit	GTX 4-TEC - 2006+, RXP - 2004 +
003-118-04-kit	RXPX 300 - 2016 +
003-118-05-kit	RXT-X - 2020 +
003-105-04-kit	Spark 2015 + (bellow & clamps only)



Sea-Doo Pump Shafts

003-106	580, 650, 720, 800	OEM # 271000595
003-108	951 - 1998	OEM # 271000886
003-111	951 - 1999 +	OEM # 271000965
003-113-01	All 4-Tec - 2004 - 2008	OEM # 267000054
003-113-02	All 4-Tec - 2009 +	OEM # 267000388
003-113-03	Spark	OEM # 267000581



Sea-Doo Complete Bearing & Bellow Kit

003-408-01	All 4-Tec	OEM # 420832648
------------	-----------	-----------------



Jet Pump Re-build Kits

Kawasaki Jet Pump Re-build Kits

003-606	Ultra 150 ALL
003-607	650, 750, 800
003-608	ZXI 750, 900
003-614	STX-R 12F, 15F - 2005 +, 310R
003-614-01	260X, 300, 310X
003-601	JS550



Yamaha Jet Pump Re-build Kits

003-626	VX110
003-627	GPR, XLT, SUV, FX
003-627-01	1050 EX Models - 2017+
003-629	GP, XL
003-630	Superjet, VXR, FX1, WB1
003-631	WR1100, WB 760, XL760
003-628	FZR, FZS, VXR, VXS, FX1800, GP1800R



Sea-Doo Jet Pump Re-build Kits

003-640	580, 650
003-641	720, 800, 951 UP TO '98
003-643	951 -1999 +
003-644	GTX 4-TEC - 2002 - 2003
003-645	ALL 4-TEC - 2004 to 2018
003-645-02	ALL 4-TEC - 2019+ & Spark 2019+
003-646	Spark - 2016-2018



Air Filters & Primer Kits

Yamaha Washable Air Filters

006-590	SHO, FZR, FZS HO, FX-SVHO, GP1800R, GP & FX1900 HO
006-592	VX1100 Cruiser, Sport, Deluxe
006-595	EX - 2017 & - 2018
006-595	Jetblaster, VX - 2016+



Universal Fuel Valves

006-600	Universal 90 Degree Fuel Valve
---------	--------------------------------




Universal Primer Kits

006-500	Mikuni Single Primer Kit
006-501	Mikuni Dual Primer Kit
006-504	Mikuni Triple Primer Kit
006-502	Keihin Single Primer Kit
006-503	Keihin Dual Primer Kit
006-505	Keihin Triple Primer Kit










Yamaha Catalytic Removal Plate

011-600	GP1200R, 1300R, XLT1200 XL 1200 LTD
011-605	Cat Temp Sensor Chip



Carburettor Re-Build Kits

Carburettor Re-Build Kits	
<p>Mikuni i Series 44mm Fits: Yamaha GP800, GP800R, XL800, XLT800, GP1200R, XL1200LTD, XLT1200.</p> <p>MK-BN-RY12RB</p>	
<p>Mikuni i Series 46mm Fits: Sea-Doo 951 '98 + (XP Ltd, GTX Ltd, GSX Ltd)</p> <p>MK-BN-46i</p>	
<p>Mikuni Super BN38, 44, 46mm Fits: Yamaha SJ650, SJ701, WB701, 650T, 650TX, 700TX, PROVXR,650TL, 700TL, WRIII, FX1, WR701, WR760, WR1100, WV701, WV760, WV1100, GP760, GP1200, XL760, XL1200. Kawasaki 750'98 to 2002, 800SXR, Sea-Doo 720, 800</p> <p>MK-BN-38/44-SPR</p>	
<p>Mikuni BN38, 44 Fits: Kawasaki JS300, 440, 550 up to 1990 Sea-Doo 580, 650</p> <p>006-337</p>	
<p>Keihin 28mm Fits: Kawasaki 650 with black engine.</p> <p>006-335</p>	
<p>Ultra 150 Carb Re-Build Kit</p> <p>006-347</p>	
<p>Kawasaki Fuel Pump Rebuild Kit</p> <p>006-405</p>	

Solenoids, Ignition Coils & Sea-Doo Throttle Body & Oil Radiator Outlets

Yamaha Solenoids

004-124	All Yamaha '87 - 2001	OEM Part # 6G181941-10
004-125	All Yamaha - 2002 +	OEM Part # 68N81940-00
004-126	FX, VX, HO, SHO, SVHO, FZR, FZS, VXR, VXS	OEM Part # 6B681940-00

Sea-Doo Ignition Coils

004-177	Spark - 2016+ All 230, 300 - 2016 +	OEM Part # 420 666 141 / 420 666 142
---------	--	--------------------------------------

Sea-Doo Electronic Throttle Body

006-105	All 2009 +	OEM Part # 420 892 590 / 591 / 592
---------	------------	------------------------------------



Sea-Doo 4-Tec Oil Radiator Outlets

010-702	Straight Outlets - 2002 - 2022 +	OEM Part # 420888887
010-7025-01	Angled Outlets - 2002 - 2006	OEM Part # 420888852



Protorque Starter Motors

Protorque Kawasaki Starters

PH100-KW01	650, 750, 800, 900, 1100
PH100-KW02	440, 550
PH100-KW03	Ultra 150, STX-R
PH100-KW04	12F, 15F Ultra 250, 260, 300

Protorque Yamaha Starters

PH100-YA01	650, 701
PH100-YA02	800, 1100, 1200, 1300GPR
PH100-YA03	FX140
PH100-YA06	All VX
PH100-YA07	1900 All - 1800 - 2008 +

Protorque Sea-Doo Starters

PH100-SD02	580, 650, 720
PH100-SD03	800 Eight Tooth Model
PH100-SD04	800 Nine Tooth Model
PH100-SD05	951
PH100-SD06	4 TEC
PH100-SD07	Spark - 900

Protorque Starter Bendix

PH105-D001	Fits all Yamaha models Kawasaki 650, 750, 800, 900, 1100 Sea-Doo 951
------------	--



**Protorque starters produce
25% more torque than the
OEM equivalent**

Steering, Throttle & Trim Cables

Yamaha Steering Cables		
002-059-03	Superjet - 1996 - 2007	OEM Part # GM66148100
002-059-06	Superjet - 2008 - 2020	OEM Part # F2F6148100
002-051-11	FX - 2005 - 2010	OEM Part # F1S6148100
002-051-09	VX - 2005 - 2009	OEM Part # F1K6148100
002-051-06	GP1300R	OEM Part # F1G6148101
002-051-02	GP1200R	OEM Part # FOXU1481400
002-051-14	FX - 2011 - FX-C - FXSVHO - GP1800 - GP & FX1900 HO	OEM Part # F1S6148110
002-051-13	FZR - 2011 - 2016 - FZS	OEM Part # F2C6148110
002-051-07	FX - 2002 - 2004	OEM Part # F1B6148101
002-051-08	VX, VXR - 2011 - 2020	OEM Part # F2N6148100
002-052-22	EXR - 2020 - 2021	OEM Part # F4L6148101

Sea-Doo Steering Cables		
002-046-08	GTX 4 TEC, RXT-X 300 - Wake Pro	OEM Part # 277001602 / 699
002-046-05	RXT, RXP-X - 2012, RXP-X300 - 2016 - 2020	OEM Part # 277001326 438 / 555 / 578
002-046-09	Spark - 2014 - 2016	OEM Part # 277001790

Yamaha Trim Cables		
002-052-04	FX – 2002 – 2007 Single	OEM Part # F1BU153D00
002-052-12	FXHO, FXSVHO - 2012 - 2014 - Pair	OEM Part # F2S6153E00
002-052-06	FXSHO, FXHO - 2008 - 2011 - Pair	OEM Part # F1W6153E00 / 01
002-052-05	FZR, FZS 2009 - 2016 - Pair	OEM Part # F2C6153E00

Yamaha Throttle Cables		
002-055-06	Superjet '96 - 2012	OEM Part # GM66725200



Motul Oil Products and Fuel & Oil Filters

Fuel & Oil Filters

Part No	Description
006-563	Kawasaki & Yamaha (Not SHO, FZR, FZS) Oil Filter
006-564	Yamaha Oil Filter for SHO, FZS, FZR, SVHO, GP1800R, GP & FX1900 HO
006-559	Sea-Doo Spark Oil Filter
006-560	Sea-Doo 4 Stroke Oil Filter
006-561	Sea-Doo 300 & 325 Oil Filter
006-546	Sea-Doo 2 Stroke Oil Filter
006-540	Yamaha Fuel Filter - All Non Powervalue
006-541	Yamaha Fuel Filter - All GPR & XLT Powervalue



Yamaha Fuel Filter
Fits all Non Powervalue
Yamaha Engines



Yamaha Fuel Filter
All GPR & XLT Powervalue Engines



Sea-Doo 2 Stroke Oil Filter



Yamaha & Kawasaki Oil Filter



Sea-Doo 4 Stroke Oil Filter



Motul Marine Products

Part No	Description
M02	Powerjet 2-Stroke Oil. Mineral Based lubricant for 2-Stroke engines. Excellent level of cleanliness guaranteed by the NMMA TC-W3 Standard. (4 Litre Bottle)
M03	Powerjet 4-Stroke Oil. Technosynthese 10W40 lubricant specially developed for the latest generation of High Performance 4-Stroke PWC, with or without a turbo or supercharger. (4 Litre Bottle)
M04	E.Z.LUBE Multi-Protect 400 ML. Multi-use spray lubricant especially formulated for Marine use. Helps to un-seize corroded parts and lubricates cables and steering systems. Protects all metallic parts against corrosion by leaving a protective film. Can also be used as a fogging oil
M05	Tech Grease Very high performance synthetic multipurpose grease. Greasing of roller bearings, articulations, bearings, hubs, universal joints, ball joint, cables.



Notes



Line One Distributors Ltd

**Unit 9, Esland Place
Love Lane Ind Est
Cirencester
Glos
GL7 1YG**

Telephone: 01285 655123

General Email: info@lineonedist.co.uk

Jez: jez@goped.co.uk

Nick: nick@goped.co.uk

Accounts: lineonegoped@gmail.com

www.lineonedist.co.uk